

FUND FACTSHEET

EDENTREE AMITY INTERNATIONAL FUND

SHARE CLASS B

September 2018



Investment Objective

To achieve long-term capital growth with a reasonable level of income primarily through a diversified portfolio of International companies. The Amity International Fund seeks to invest in a portfolio of companies which make a positive contribution to society and the environment through sustainable and socially responsible practices.

Fund Manager

Manager name:	Robin Hepworth
Start Date:	13/09/1999
Manager name:	David Osfield
Start Date:	15/08/2016
Manager name:	Thomas Fitzgerald
Start Date:	01/08/2018

Price Information

Single price:	284.60p (as at 31/08/2018)
Currency:	British Pound
Pricing:	Daily
Historic Yield (%) [*] :	1.96

Fund Facts

Fund Size:	£231.08m
IA Sector:	Global
Index:	FTSE World
Asset Class:	Equity
Launch Date:	13/09/1999
Domicile:	United Kingdom
ISA:	Eligible
Number of Holdings:	68
Minimum Investment:	£1,000,000

Identifiers

Sedol:	0844907
ISIN:	GB0008449075

Dividends

Ex-Dividend Date:	01/01, 01/07
Dividend Pay Date:	30/04, 31/08

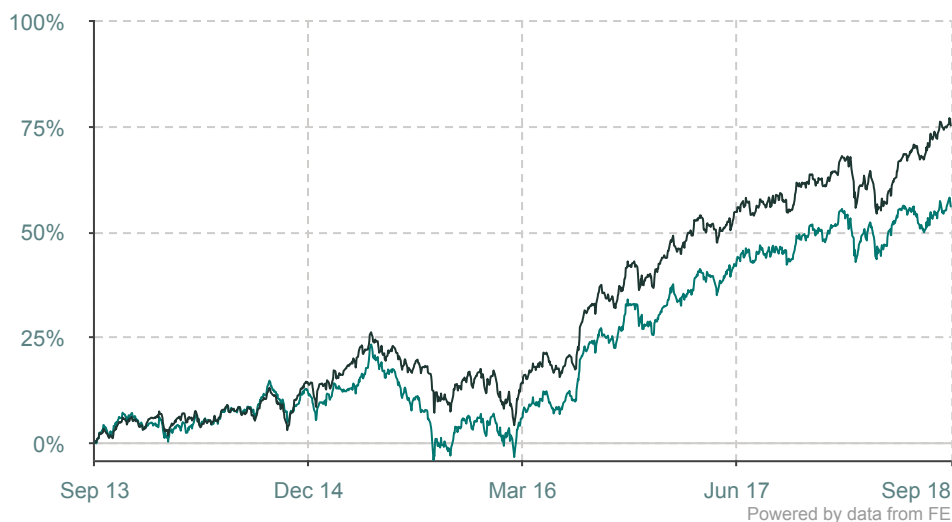
Charges

AMC†:	0.75%
Ongoing Charge:	0.81%
Initial Charge:	2.00%

Fund Manager Commentary

In August global equities produced positive returns, with the fund returning just over 1.0% against the global equities benchmark of 1.68%. US equity markets rose 4.2%, with Japan the only other region producing positive returns over the month. Asia ex. Japan was weak over the month as the Yuan depreciated due to further escalation in US-China trade dispute. Outperformance by US equities, led particularly by Facebook, Amazon, Apple, Netflix and Alphabet's Google (collectively known as the FAANGs) has been a key trend since start of Q2. The underweight allocation to US equities has been the dominant contributor to underperformance against the benchmark year-to-date, despite the fund's US exposure increasing by over 6% since start of 2018, as attractive opportunities appeared. In terms of key stock contributors, recent purchase Trimble rose 20% in August after results significantly beat consensus estimates. Bingo Industries, the Australian waste recycler, rose 19% following the announcement of an accretive acquisition. In terms of fund activity, the fund purchased Prysmian, a global leader in cabling that enables the infrastructure around renewable energy and decentralised generation. The company's valuation has been impacted by domestic political uncertainty and transient issues.

Cumulative Performance (as at 31/08/2018)



■ Amity International

■ IA Global

Cumulative Performance (as at 31/08/2018)

	1m	3m	6m	1y	3y	5y	10y
Fund	1.35%	1.09%	3.53%	6.99%	54.52%	56.85%	140.84%
Sector	1.72%	4.37%	7.62%	10.50%	56.38%	74.77%	135.53%
Quartile	3	4	4	3	3	4	3

Discrete Performance (as at 31/12/2017)

	31/12/2012 to 31/12/2013	31/12/2013 to 31/12/2014	31/12/2014 to 31/12/2015	31/12/2015 to 31/12/2016	31/12/2016 to 31/12/2017
Fund	16.69%	4.25%	-2.58%	24.38%	14.37%
Sector	21.65%	7.09%	2.77%	23.33%	14.02%
Quartile	4	4	4	2	2


Source: FE. Fund and Sector performance is shown in local currency, on a bid to bid basis with income re-invested into the fund.

^{*}Past 12 months' distributions as a % of midshare price, excluding preliminary charge. Yield figures are as at 31/08/2018. AMC† is only charged to capital for both share classes of the Edentree Higher Income and Amity Sterling Bond Fund as well as both Charity Funds. Past performance should not be seen as a guide to future performance. The value of an investment and the income from it can fall as well as rise as a result of market and currency fluctuations, you may not get back the amount originally invested. This factsheet should not be interpreted as financial advice. If you are unsure which investment is most suited for you, the advice of a qualified financial adviser should be sought.

Top 10 Holdings

Name	%
ALPHABET INC-CL A	3.52%
SONY CORP	3.21%
MEDTRONIC PLC	2.84%
CISCO SYSTEMS INC	2.73%
NXP SEMICONDUCTORS NV	2.58%
ING GROEP NV	2.51%
PFIZER INC	2.37%
GLAXOSMITHKLINE PLC	2.35%
BINGO INDUSTRIES LTD	2.31%
DAH SING BANKING GROUP LTD	2.25%

Ratings and Awards



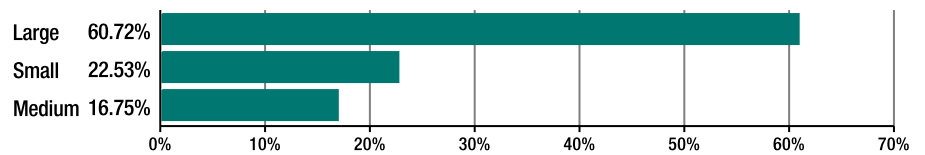
Contact Information

EdenTree Investment Management
 PO Box 3733
 Swindon
 SN4 4BG

Investment professionals – 0800 011 3821
 Private individuals – 0800 358 3010
 Charity fund enquiries – 0800 032 3778

www.edentreeim.com

Capitalisation of Assets



Sector Breakdown

Industrials	22.14%
Financials	20.80%
Technology	13.42%
Consumer Goods	12.99%
Health Care	12.43%
Consumer Services	5.40%
Basic Materials	4.49%
Telecommunications	3.73%
Other	2.30%
Cash	2.30%



Region Breakdown

United States of America	25.72%
United Kingdom	12.15%
Japan	11.34%
Netherlands	6.69%
France	5.48%
Singapore	4.95%
Germany	4.72%
Hong Kong	4.08%
Other	22.57%
Cash	2.30%



Asset Breakdown

Overseas Equities	82.71%
Uk Equities	14.99%
Cash	2.30%

