

FUND FACTSHEET

EDENTREE AMITY INTERNATIONAL FUND

SHARE CLASS B

May 2019



Investment Objective

To achieve long-term capital growth with a reasonable level of income primarily through a diversified portfolio of International companies. The Amity International Fund seeks to invest in a portfolio of companies which make a positive contribution to society and the environment through sustainable and socially responsible practices.

Fund Manager

Manager name:	Robin Hepworth
Start Date:	13/09/1999
Manager name:	David Osfield
Start Date:	15/08/2016
Manager name:	Thomas Fitzgerald
Start Date:	01/08/2018

Price Information

Single price:	276.90p (as at 30/04/2019)
Currency:	British Pound
Pricing:	Daily
Historic Yield (%) [*] :	1.89

Fund Facts

Fund Size:	£221.85m
IA Sector:	IA Global
Index:	FTSE World
Asset Class:	Equity
Launch Date:	13/09/1999
Domicile:	United Kingdom
ISA:	Eligible
Number of Holdings:	65
Minimum Investment:	£1,000,000

Identifiers

Sedol:	0844907
ISIN:	GB0008449075

Dividends

Ex-Dividend Date:	01/01, 01/07
Dividend Pay Date:	30/04, 31/08

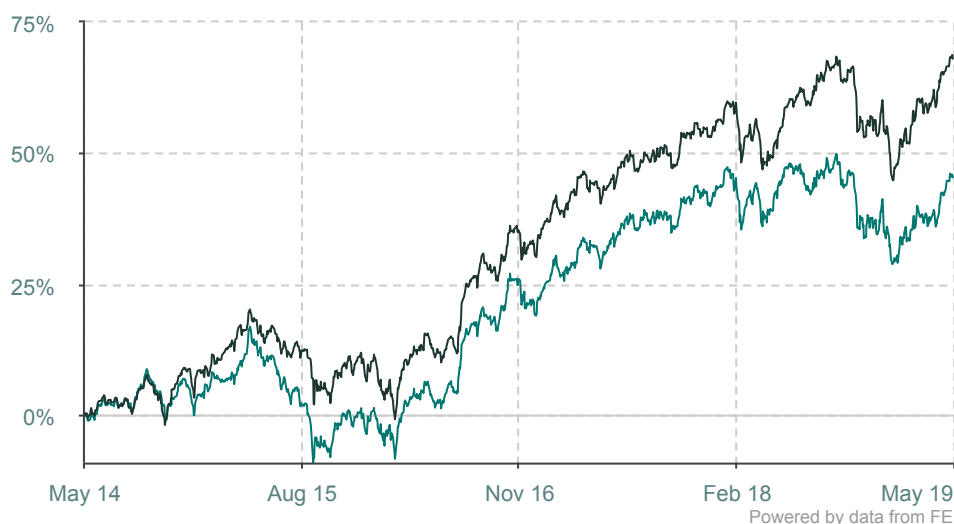
Charges

AMC†:	0.75%
Ongoing Charge:	0.81%
Initial Charge:	2.00%

Fund Manager Commentary

April was another positive month for global equities, returning 3.5% in GBP terms, while the fund outperformed and returned 5.9%. Heading into the earnings season, the market anticipated a slowdown of growth to materialise in results. However, earnings were better than feared with top-line growth still present in Europe and the US. Bottom line results also held up, particularly in Japan where over half of companies reporting earnings ahead of expectations. The fund outperformance was driven by stock selection, most notably in Japan and the US. In terms of individual holdings, top contributors included NXP Semiconductors (+19%) and IPG Photonics (+16%) following better-than-anticipated first quarter results. Nintendo (+19%) also rallied strongly after the company announced regulatory approval to distribute its Switch console in China (the largest digital media market in the world) for the first time, a reflection of the company's responsible approach to family orientated gaming. Healthcare stocks were the major detractors during the month, with large Medtech and Pharma stocks off on the prospect of a 'Medicare for all' push by the Democrats in the US. Investment activity in April included the trimming of existing allocations to IPG Photonics, Sporton International and Cisco Systems following a sustained period of strong, respective performance.

Cumulative Performance (as at 30/04/2019)



■ Amity International

■ IA Global

Cumulative Performance (as at 30/04/2019)

	1m	3m	6m	1y	3y	5y	10y
Fund	5.93%	7.53%	6.93%	0.64%	40.38%	45.40%	158.76%
Sector	3.97%	9.05%	8.21%	8.94%	49.03%	68.05%	187.52%
Quartile	1	3	3	4	4	4	4

Discrete Performance (as at 31/12/2018)

	31/12/2013 to 31/12/2014	31/12/2014 to 31/12/2015	31/12/2015 to 31/12/2016	31/12/2016 to 31/12/2017	31/12/2017 to 31/12/2018
Fund	4.25%	-2.58%	24.38%	14.37%	-9.81%
Sector	7.09%	2.77%	23.33%	14.02%	-5.72%
Quartile	4	4	2	2	4

Source: FE. Fund and Sector performance is shown in local currency, on a bid to bid basis with income re-invested into the fund.

Top 10 Holdings

Name	%
ALPHABET INC CAPITAL STOCK USD0.001 CL A	3.82%
MEDTRONIC PLC COMMON STOCK STOCK	2.65%
NXP SEMICONDUCTORS N V COM STK	2.58%
MICROSOFT CORP COM	2.47%
GLAXOSMITHKLINE ORD GBP0.25	2.44%
ING GROEP N.V. EURO.01	2.43%
CISCO SYSTEMS INC	2.43%
DAH SING BANKING G NPV	2.29%
BINGO INDUSTRIES L NPV	2.23%
DBS GROUP HLDGS NPV	2.21%

Ratings and Awards

FE Crown Rating: 

Alpha Manager: 

Rayner Spencer Mills Rating: 

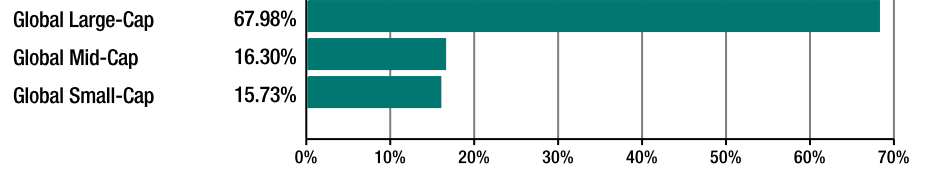
Contact Information

EdenTree Investment Management
 PO Box 3733
 Swindon
 SN4 4BG

Investment professionals – 0800 011 3821
 Private individuals – 0800 358 3010
 Charity fund enquiries – 0800 032 3778

www.edentreeim.com

Capitalisation of Assets




Sector Breakdown



Region Breakdown



Asset Breakdown



*Past 12 months' distributions as a % of midshare price, excluding preliminary charge. Yield figures are as at 30/04/2019. Past performance should not be seen as a guide to future performance. The value of an investment and the income from it can fall as well as rise as a result of market and currency fluctuations, you may not get back the amount originally invested. This factsheet should not be interpreted as financial advice. If you are unsure which investment is most suited for you, the advice of a qualified financial adviser should be sought. EdenTree Investment Management Limited (EdenTree) Reg. No. 2519319. Registered in England at Beaufort House, Brunswick Road, Gloucester, GL1 1JZ, United Kingdom. EdenTree is authorised and regulated by the Financial Conduct Authority and is a member of the Investment Association. Firm Reference Number 527473.