

# FUND FACTSHEET

## EDENTREE AMITY INTERNATIONAL FUND

### SHARE CLASS B

December 2020



#### Investment Objective

To achieve long-term capital growth over five years or more with an income through a diversified portfolio of international (including the UK) companies. The Amity International Fund seeks to invest in a portfolio of companies which make a positive contribution to society and the environment through sustainable and socially responsible practices.

#### Fund Manager

Manager name:	David Osfield
Start Date:	15/08/2016
Manager name:	Thomas Fitzgerald
Start Date:	01/08/2018

#### Price Information

Single price:	311.40p (as at 30/11/2020)
Currency:	British Pound
Pricing:	Daily
Historic Yield (%)*:	1.15

#### Fund Facts

Fund Size:	£188.83m
IA Sector:	IA Global
Index***:	FTSE World
Asset Class:	Equity
Launch Date:	13/09/1999
Domicile:	United Kingdom
ISA:	Eligible
Number of Holdings:	61
Minimum Investment:	£1,000,000

#### Identifiers

Sedol:	0844907
ISIN:	GB0008449075

#### Dividends

Ex-Dividend Date:	01/01, 01/07
Dividend Pay Date:	30/04, 31/08

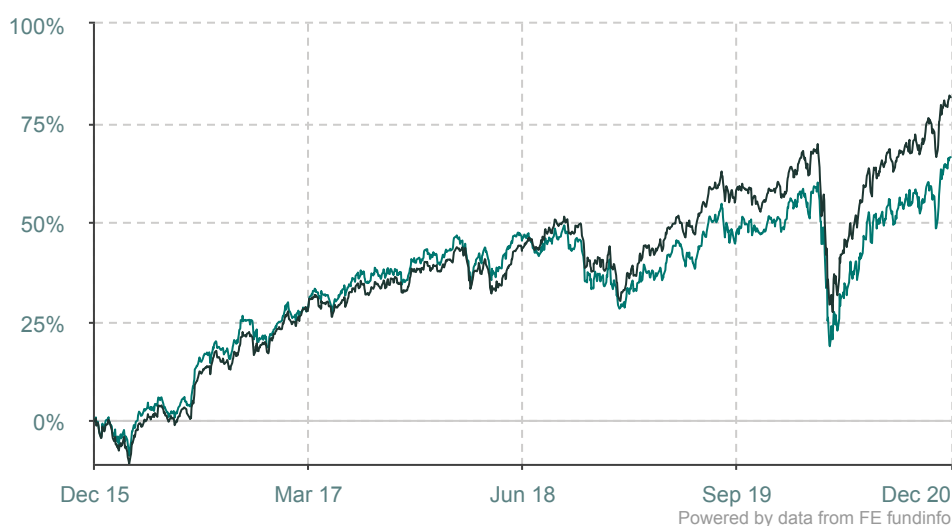
#### Charges

AMC:	0.75%
Ongoing Charge:	0.81%
Initial Charge:	0.00%

#### Fund Manager Commentary

Markets recorded one of the strongest months on record in November following news of two successful COVID-19 vaccine trials. Overall, the Fund gained over 12% during the month, versus the broader global benchmark of around 9.5%. Cyclical rotation within the market was arguably even greater, with value equities posting one of the biggest daily moves in history relative to its growth peer, as markets began to reflect an economic recovery. Additionally, the Fund's key overweight to the more cyclically exposed and COVID-19 impacted regions, such as Europe, performed particularly strongly with markets such as Italy gaining 24%. Value orientated sectors such as financials and industrials were the strongest contributors this month, with the Fund's top performing holdings, ING and Legal & General, gaining 38% and 37% respectively. Regarding the US Election, the divided Government scenario was relatively well received despite being seen as a worst-case scenario. In aggregate, US equities still gained between 11% and 12% in local terms, although expectations of a larger Democratic-led stimulus package led to the US Dollar depreciating. Optimism regarding a vaccine is timely given the US in particular is experiencing significant escalation in cases and deaths with additional lockdowns seen as a short-term solution.

#### Cumulative Performance (as at 30/11/2020)



■ Responsible and Sustainable Global Equity

■ IA Global

#### Cumulative Performance (as at 30/11/2020)

	1m	3m	6m	1y	3y	5y	10y
Fund	12.01%	6.46%	14.13%	10.21%	18.31%	66.40%	102.02%
Sector	9.05%	7.58%	14.26%	13.63%	31.40%	81.46%	157.64%

#### Discrete Performance (as at 31/12/2019)

	31/12/2014 to 31/12/2015	31/12/2015 to 31/12/2016	31/12/2016 to 31/12/2017	31/12/2017 to 31/12/2018	31/12/2018 to 31/12/2019
Fund	-2.58%	24.38%	14.37%	-9.82%	19.06%
Sector	2.77%	23.33%	14.02%	-5.72%	21.92%

Source: FE fundinfo. Fund and Sector performance is shown in local currency, on a bid to bid basis with income re-invested into the fund.

Top 10 Holdings

Name	%
MICROSOFT CORP COM	3.90%
ALPHABET INC CAPITAL STOCK USD0.001 CL A	3.54%
ING GROEP N.V. EURO.01	2.66%
SALESFORCE COM INC COM STK	2.65%
TAIWAN SEMICON MAN TWD10	2.42%
BORREGAARD ASA COM STK	2.35%
SONY CORP NPV	2.28%
CISCO SYSTEMS INC	2.20%
SCHNEIDER ELECTRIC EUR4.00	2.13%
LEGAL & GENERAL GP ORD GBP0.025	2.10%

Ratings and Awards

FE fundinfo Crown Rating:

Rayner Spencer Mills Rating:



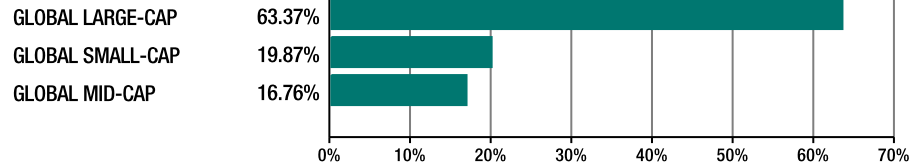
Contact Information

EdenTree Investment Management  
 PO Box 3733  
 Swindon  
 SN4 4BG

Investment professionals – 0800 011 3821  
 Private individuals – 0800 358 3010  
 Charity fund enquiries – 0800 032 3778

www.edentreeim.com

Capitalisation of Assets



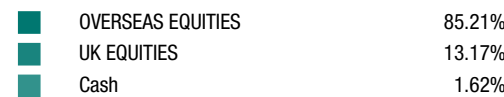
Sector Breakdown



Region Breakdown



Asset Breakdown



Rounding may cause small differences in percentages included in this document

\*Past 12 months' distributions as a % of midshare price, excluding preliminary charge.

Yield figures are as at 30/11/2020.

\*\*We compare the fund's performance to the FTSE World Index, however the portfolio manager is not bound or influenced by the index when making investment decisions.

Past performance should not be seen as a guide to future performance. The value of an investment and the income from it can fall as well as rise as a result of market and currency fluctuations, you may not get back the amount originally invested. This factsheet should not be interpreted as financial advice. If you are unsure which investment is most suited for you, the advice of a qualified financial adviser should be sought.

EdenTree Investment Management Limited (EdenTree) Reg. No. 2519319. Registered in England at Beaufort House, Brunswick Road, Gloucester, GL1 1JZ, United Kingdom. EdenTree is authorised and regulated by the Financial Conduct Authority and is a member of the Investment Association. Firm Reference Number 527473.