

Fund Fact Sheet

31/12/2021

Asset Class

Global Equities

Fund Characteristics

AUM	€ 299,2 mn
Launch date	11/03/2000
Oldest share class (B)	LU0117287580
Turnover (2021) ¹	11%
Reference currency	EUR
Legal structure	SICAV, UCITS
Domicile	Luxembourg
European passport	Yes
Countries of registration	AT, BE, CH, DE, DK, ES, FI, FR, GB, IT, LU, NL, NO, SE, SG, PT

Fund Manager

After nearly four years as financial analyst at Banque Générale du Luxembourg, **Joël Reuland** joined the Asset Management department of Banque de Luxembourg in 1999.

Joël graduated in Management from the Ecole de Commerce Solvay in Brussels in 1995, and in 2004, he earned the CFA (chartered financial analyst) charter.

Management Company

BLI - Banque de Luxembourg Investments
16, boulevard Royal
L-2449 Luxembourg
Tel: (+352) 26 26 99 - 1
www.bli.lu

Dealing & Administrator Details

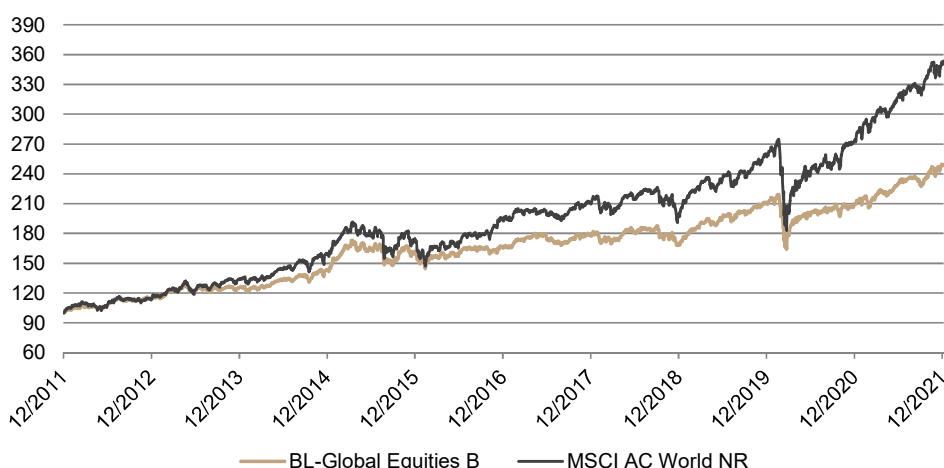
European Fund Administration (EFA)	
Tel	+352 48 48 80 582
Fax	+352 48 65 61 8002
Dealing frequency	daily ²
Cut-off time	17:00 CET
Front-load fee	max. 5%
Redemption fee	none
NAV calculation	daily ²
NAV publication	www.fundinfo.com

Investment Objective

BL-Global Equities is an international equity fund. The fund's objective is to grow capital over time by investing in a diversified global portfolio of high-quality companies posting a long-term competitive advantage. To reduce the potential downturn of the fund, the manager has the possibility of adjusting the exposure to equities (between 70% and 100%) by cash and/or hedging.

Key Facts

- Globally diversified portfolio of high-quality companies
- Exposure to equity markets may vary between 70% and 100%
- Particular importance placed on analysis of competitive advantage and valuation
- Derivatives may be used for hedging or portfolio optimisation



Performance	2021	2020	2019	2018	2017
Fund (B shares)	18,4%	0,1%	23,2%	-4,1%	7,5%
MSCI AC World NR	27,5%	6,7%	28,9%	-4,8%	8,9%

Performance	1 month	3 months	6 months	1 year	3 years	5 years	10 years
Fund (B shares)	4,5%	8,5%	8,1%	18,4%	46,0%	50,4%	148,5%
MSCI AC World NR	2,9%	8,7%	10,1%	27,5%	75,4%	81,7%	249,9%

Volatility	3 months	6 months	1 year	3 years	5 years	10 years
Fund (B shares)	9,9%	8,4%	9,3%	12,4%	11,3%	11,0%
MSCI AC World NR	10,8%	9,3%	11,0%	17,0%	15,2%	14,6%

The index (MSCI World AC) is shown in the performance chart as well as in the performance tables above for performance measurement purposes only and it should under no circumstances be considered as an indication of a specific investment style or strategy.

Investors are also invited to consult the performance chart disclosed in the key investor information document of the sub-fund.

¹ min (purchases, sales) / average of net assets

² Luxembourg banking business day

Current Portfolio

31/12/2021

Top Holdings Equity Portfolio

Microsoft	3,6%
Roche Holding	3,1%
Unilever	2,8%
TSMC	2,7%
Reckitt Benckiser	2,7%
Novo Nordisk	2,5%
Sika	2,5%
Essity	2,4%
Legrand	2,4%
SAP	2,3%

Cash	6,3%
Weight of Top 10	26,7%
Number of holdings	96

New Investments in December

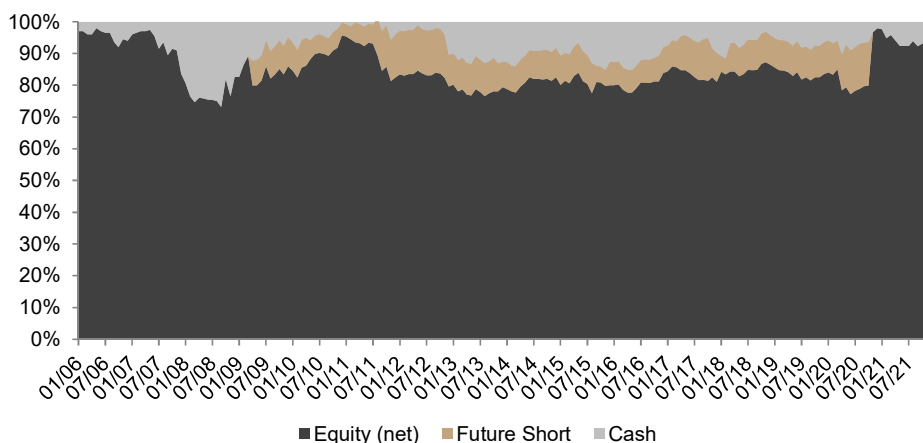
no transactions

Investments sold in December

Ambev

Currency Allocation

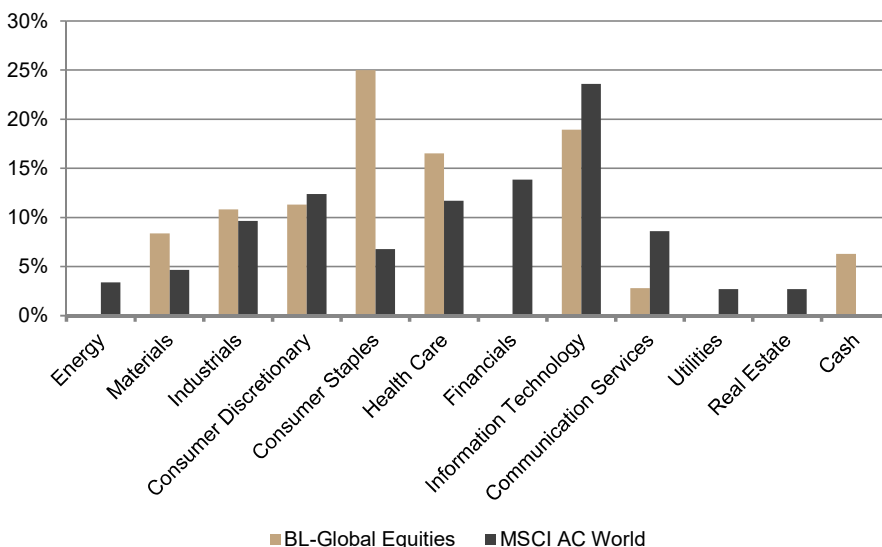
USD	43,5%
EUR	18,0%
JPY	10,8%
CHF	9,4%
GBp	4,6%
SEK	3,5%
DKK	3,3%
HKD	2,3%
KRW	2,0%
SGD	1,1%
CAD	0,9%
TWD	0,4%
VND	0,2%
THB	0,1%
BRL	0,0%
BRL	0,0%



Strategic

Allocation portfolio December 2021

		Gross	Hedging	Net	MSCI World AC
Europe	35,0%	36,9%		36,9%	17,5%
US	30,0%	38,4%		38,4%	64,2%
Japan	10,0%	8,9%		8,9%	5,5%
Asia ex Japan	19,0%	9,1%		9,1%	11,6%
Latin America	6,0%	0,4%		0,4%	1,1%
Total Equities	100,0%	93,7%			
Cash		6,3%			
Total		100,0%			



Investor Type	Clean Share	Eligibility Restrictions	Share Class	Currency	Income	Mgmt Fees	On-going Charges	SRR1	ISIN	Bloomberg
Retail	No	No	A	EUR	Dis	1,25%	1,43%	5	LU0439764787	BLGLBEA LX
Retail	No	No	B	EUR	Cap	1,25%	1,44%	5	LU0117287580	BLGLBEQ LX
Retail	Yes	Yes	AM	EUR	Dis	0,85%	1,03%	5	LU1484140683	BLGLEAM LX
Retail	Yes	Yes	BM	EUR	Cap	0,85%	1,04%	5	LU1484140766	BLGLEBM LX
Institutional	No	Yes	BI	EUR	Cap	0,60%	0,75%	5	LU0439765164	BLGLBEI LX

Management Report

31/12/2021

In December, global equity markets resumed their year-long upward trend after the short-lived scare prompted by Omicron the previous month. This was reflected in the MSCI All Country World Index Net Total Return expressed in euros gaining 2.9%. Regionally, the S&P 500 in the United States, the Stoxx Europe 600, the Topix in Japan and the MSCI Emerging Markets gained 4.4% (in USD), 5.4% (in EUR), 3.3% (in JPY) and 1.6% (in USD) respectively. Over 2021 as a whole, the MSCI All Country World Index Net Total Return expressed in euros rallied strongly, up 27.5%. The US was once again the best performing region, followed by Europe and Japan. The Chinese authorities' regulatory tightening weighed heavily on share prices in Shanghai and Hong Kong, even generating a slight decline in the MSCI Emerging Markets index. In terms of sectors, energy, technology and financials posted the strongest gains in 2021.

The dollar did not benefit from the Federal Reserve's change in strategy in December, with the euro-dollar exchange rate rising from 1.13 to 1.14. The dollar appears to have consolidated the gains accrued in previous months. Overall in 2021, the dollar appreciated by 7.4% against the euro. In precious metals, the gold price rose by 3.1%, from \$1,775 per ounce in November to \$1,829 in December. Silver appreciated by 2.1%, up from \$22.8 to \$23.3 per ounce. Following their strong rise in 2020, precious metals had a less favourable run in 2021, with the full-year price per ounce of gold falling by 3.6% and per ounce of silver by 11.7%.

In terms of fund management, the Brazilian brewer Ambev was sold given the depreciation risk of the Brazilian real over the long term.

Over full-year 2021, the NAV of BL Global Equities (retail accumulation B share in euros) gained 18.4%. The fund benefited from the strong rise in US and European equities and the strength of the dollar. The underperformance relative to the MSCI All Country World Equity Index was mainly due to the high weighting of the consumer staples sector, which significantly underperformed in 2021, and the absence of oil and financial stocks.

Investment Approach

Investment Principles

Limit losses:

The value of an investment that has lost 50% must double to recover incurred losses.
> *Avoiding losses is more important than realising extraordinary gains.*

Master investment risks:

Risks arise when the parameters of the investment are not properly understood.
> *We avoid investing in assets we do not fully understand.*

Valuation / margin of safety:

The price paid determines the return.
> *The objective is to invest with a safety margin to increase the potential return and limit the risk of loss.*

Consideration of an entire business cycle:

Foregoing part of potential gains in strongly rising markets pays dividends in falling markets.
> *Our objective is to outperform the relevant market indices over an entire business cycle by limiting the drawdown in challenging markets.*

Active management:

The market reference is solely used for performance measurement principles.
> *Owing to the active investment approach of our portfolio management, the portfolio structure may deviate strongly from that of market indices.*

Equity investment approach: “Business-Like Investing” approach

We consider an equity investment as a long-term participation in a quality business. As a consequence, we need to make sure that the businesses we invest in are able to compete successfully within their line of business and remain profitable for the years to come.

Quality

In the first step of our investment process, we perform an in-depth review of the targeted company's business model in order to identify its sustainable competitive advantage. A competitive advantage differentiates the company from its competitors and creates barriers to entry, adding value for its investors.

In the second step we analyse whether the competitive advantage translates into recurrent free cash-flow. We put a special emphasis on the analysis of the maintenance capex requirements of the targeted companies to make sure that the generated cash-flow is not absorbed by investment needs to sustain the company's current business operations.

In the third step, we analyse how the targeted company uses its capital. The company's management faces the following options: investment in current business activities, development of new activities, takeovers, dividend payments, stock buybacks or debt repayments.

Only companies that comply with our bottom-up quality criteria are considered for inclusion into our portfolios, which may lead to significant deviations from the relevant market indices.

Valuation

Even investments in quality companies may result in significant capital losses if the price that was paid for the investment proves too high. To avoid this pitfall, we determine a fair value for each targeted company prior to investing. This fair value is based on the company's normalised free cash flow and serves as reference point for our buy and sell discipline.

Portfolio structure

BL-Global Equities has a diversified portfolio of around 150 companies. The default regional weighting of equities (35% for Europe, 40% for the United States, 10% for Japan, 11.5% for Asia excluding Japan and 3.5% for Latin America) is adjusted according to valuation levels and the manager's opinion on the relative attractiveness of each region. Given the diversified nature of the portfolio and the importance placed on the analysis of competitive advantage and valuation, the specific risk related to an unfavourable movement in an individual stock is contained.

Legal Information

This document is issued by Banque de Luxembourg Investments ("BLI"), with the greatest care and to the best of its knowledge and belief. However, no guarantee is provided with regard to its content and completeness and BLI does not accept any liability for any losses which might arise from making use of the information contained herein. The opinions expressed in this document are those of BLI at the time of writing and are subject to change at any time without notice. If nothing is indicated to the contrary, all figures are unaudited.

The product description contained herein is for information purposes only and is for the exclusive use of the recipient. Nothing in this document should be construed as an offer and is therefore not a recommendation to purchase or sell shares. It does not release the recipient from exercising his own judgement. Unless specifically indicated, this description is solely aimed at institutional investors according to the Luxembourgish law of 17 december 2010.

The securities and financial instruments described in this document may generate considerable losses and are not therefore suitable for all investors. Among other risks, these include market risks, currency fluctuation risks, credit or payment default risks, liquidity risks and interest rate risks. BLI cannot guarantee that the securities and financial instruments will achieve the intended investment objectives. Each investor must ensure that he is aware of the risks and the consequent legal, tax, accounting and commercial aspects related to these securities and financial instruments.

The accuracy of the data, the evaluation, opinions and estimates of which are included in this document, has been very carefully checked. Any statements made in this document may be subject to change without prior warning.

References to past performances of financial instruments should not be interpreted as a guarantee of future returns.

The recipient is recommended in particular to check that the information provided is in line with his own circumstances with regard to any legal, regulatory, tax or other consequences, if necessary with the help of a professional adviser. It is expressly not intended for persons who, due to their nationality or place of residence, are not permitted access to such information under local law. Neither this document nor any copy thereof may be sent, taken into or distributed in the United States or to any U.S. person as defined in the fund's prospectus. This material is not for distribution to the general public. It is intended for the recipient personally, and it may be used solely by the person to whom it was presented. It does not constitute and may not be used for or in connection with a public offer in Luxembourg of the products referred to herein.

The prospectus, the articles of incorporation, the annual and semi-annual reports of BL as well as the key investor information document (KIID) of the sub-fund are available on www.bli.lu or upon request from BLI. The KIIDs are available in French, English and in any other official language of registration of BL.

This document may not be reproduced either in part or in full without the prior written consent of BLI.

Specific Information concerning MSCI Data:

All MSCI data is provided "as is". Neither MSCI nor any other party involved in or related to compiling, computing or creating the MSCI data makes any express or implied warranties or representations with respect to such data (or the result to be obtained by the use thereof) and all such parties hereby expressly disclaim all warranties of originality, accuracy, completeness, merchantability or fitness for a particular purpose with respect to any such data. Without limiting any of the foregoing, in no event shall MSCI, any of its affiliates or any third party involved in or related to compiling, computing or creating the data have any liability for any direct, indirect, special punitive, consequential or any other damages (including lost profits) even if notified of the possibility of such damages. No further distribution or dissemination of the MSCI data is permitted without MSCI's express written consent.

Specific Information concerning GICS Data:

The Global Industry Classification Standard ("GICS") was developed by and is the exclusive property and a service mark of MSCI Inc. ("MSCI") and Standard and Poor's, a division of The McGraw-Hill Companies, Inc. ("S&P") and is licensed to use by Banque de Luxembourg S.A.. Neither MSCI, S&P nor any third party involved in making or compiling the GICS or any GICS classifications makes any express or implied warranties or representations with respect to such standard or classification (or the results to be obtained by the use thereof), and all such parties hereby expressly disclaim all warranties of originality, accuracy, completeness, merchantability and fitness for a particular purpose with respect to any of such standard or classification. Without limiting any of the foregoing, in no event shall MSCI, S&P, any of their affiliates or any third party involved in making or compiling the GICS or any GICS classification have any liability for any direct, indirect, special, punitive, consequential or any other damages (including lost profits) even if noticed of the possibility of such damages.

Specific Information for Switzerland:

Legal documentation of the fund may be obtained, free of charge, at the offices of the Swiss representative, CACEIS (Switzerland) S.A., 7-9, Chemin de Précossy, CH-1260 Nyon, Switzerland, in accordance with the provisions of the Swiss Collective Investment Schemes Act of 23 June 2006 ("CISA"). The SICAV has appointed Banque CIC (Suisse) SA, Marktplatz 13, CH-4001 Bâle, Switzerland to act as paying agent for Switzerland. The present document may be distributed to Swiss qualified investors.

Specific Information for France:

The present document may be distributed to French professional investors.