

Fund Fact Sheet

30/11/2020

Asset Class

Equities Europe, all Caps

Fund Characteristics

AUM	€ 1342,7 mn
Launch date	28/09/1990
Oldest share class (B)	LU0093570330
Turnover (2019) ¹	15%
Reference currency	EUR
Hedged share classes available in	USD / CHF
Legal structure	SICAV, UCITS
Domicile	Luxembourg
European Passport	Yes
Countries of registration	AT, BE, CH, DE, DK, ES, FI, FR, GB, IT, LU, NL, NO, SE, SG, PT

Representative Market Index

MSCI Europe NR (EUR)

Fund Manager

Following two years as portfolio manager and investment advisor at Banque Degroof Luxembourg, **Ivan Bouillot** joined Banque de Luxembourg in 2000 as a financial analyst, and was appointed head of European equity investments for the Bank's fund range in 2004. Ivan has a degree in Business and Finance from the ICHEC University in Brussels. In 2000, he obtained his CEFA (Certified EFFAS Financial Analyst) diploma and he has been a CFA (chartered financial analyst) charter holder since 2006.

Management Company

BLI - Banque de Luxembourg Investments S.A.
16, boulevard Royal
L-2449 Luxembourg
Tel: (+352) 26 26 99 - 1
www.bli.lu

Dealing & Administrator Details

European Fund Administration (EFA)	
Tel	+352 48 48 80 582
Fax	+352 48 65 61 8002
Dealing frequency	daily ²
Cut-off time	12:00 CET
Front-load fee	max. 5%
Redemption fee	none
NAV calculation	daily ²
NAV publication	www.fundinfo.com

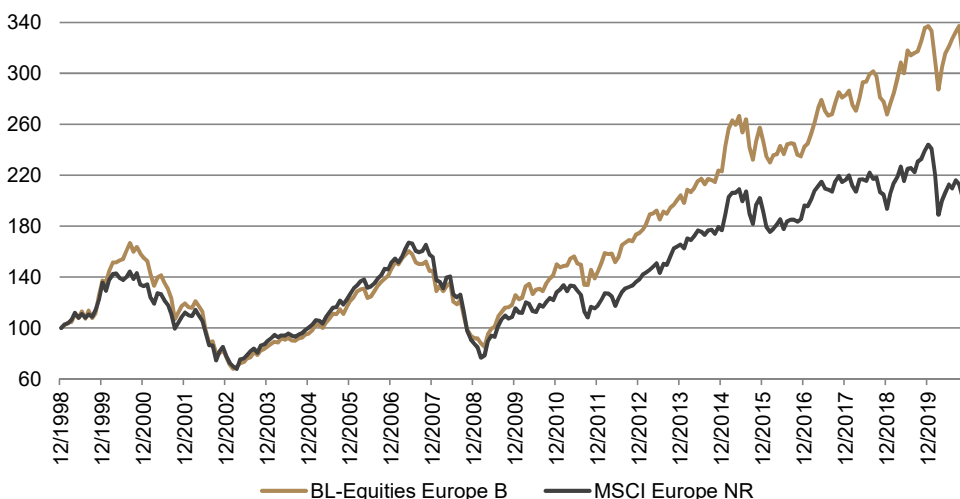
Investment Objective

The objective of the fund is to achieve long-term capital gains by investing in high-quality European companies benefiting from a sustainable competitive advantage. It aims to outperform its relevant benchmark return with a lower volatility.

The fund manager implements an active investment strategy based on strong convictions with a long term investment horizon.

Key Facts

- Concentrated portfolio of 30 to 40 companies.
- Fundamental stock picking methodology.
- Investments in quality business models.
- Monitoring of company and average portfolio valuation.
- Portfolio with structural deviations from the relevant market index.
- Diversification according to the companies' underlying earnings drivers.
- Through the cycle perspective.
- Low turnover.



Performance	YTD	2019	2018	2017	2016	2015
Fund (B shares)	-2,6%	25,9%	-5,4%	16,8%	-1,8%	10,7%
MSCI Europe NR	-5,6%	26,0%	-10,6%	10,2%	2,6%	8,2%

Performance	1 month	3 months	6 months	1 year	3 years	5 years	10 years
Fund (B shares)	5,0%	-1,3%	4,0%	-2,2%	16,8%	27,6%	131,8%
MSCI Europe NR	13,9%	6,7%	11,7%	-3,6%	7,3%	14,0%	89,1%

Annualised Performance	1 year	3 years	5 years	10 years
Fund (B shares)	-2,2%	5,3%	5,0%	8,8%
MSCI Europe NR	-3,6%	2,4%	2,7%	6,6%

Annualised Volatility	1 year	3 years	5 years	10 years
Fund (B shares)	23,3%	16,5%	15,4%	15,4%
MSCI Europe NR	30,3%	20,1%	18,3%	17,9%

The market index (MSCI Europe NR) is shown in the performance chart as well as in the performance tables above for performance measurement purposes only and it should under no circumstances be considered as an indication of a specific investment style or strategy.

Investors are also invited to consult the performance chart disclosed in the key investor information document of the sub-fund.

¹ min (purchases, sales) / average of net assets

² Luxembourg banking business day

Current Portfolio

30/11/2020

Top Holdings

Sika	6,5%
SAP	5,9%
Essity	5,8%
Air Liquide	4,8%
Fresenius	4,5%
EssilorLuxottica	4,3%
LVMH	4,1%
Pernod Ricard	3,6%
Assa Abloy	3,6%
Novo Nordisk	3,5%

Summary Statistics

Weight of Top 10	46,5%
Number of holdings	36
Active Share vs MSCI Europe	83,1%

New Investments in November

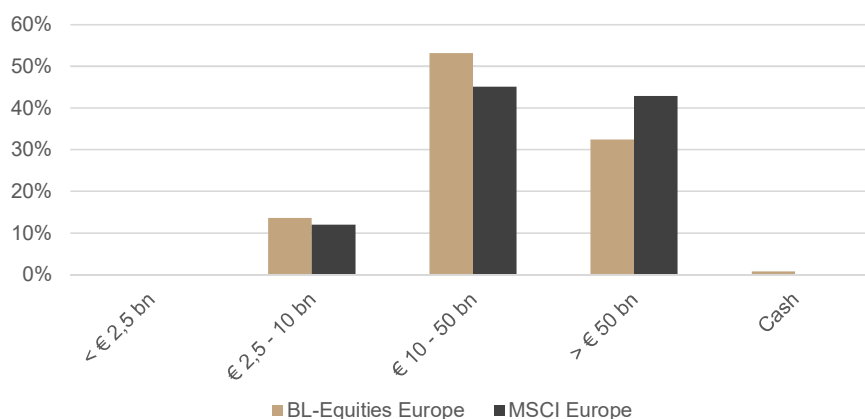
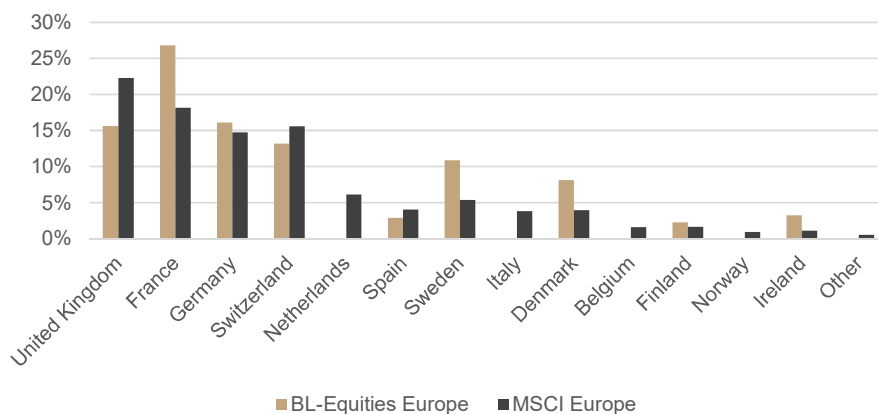
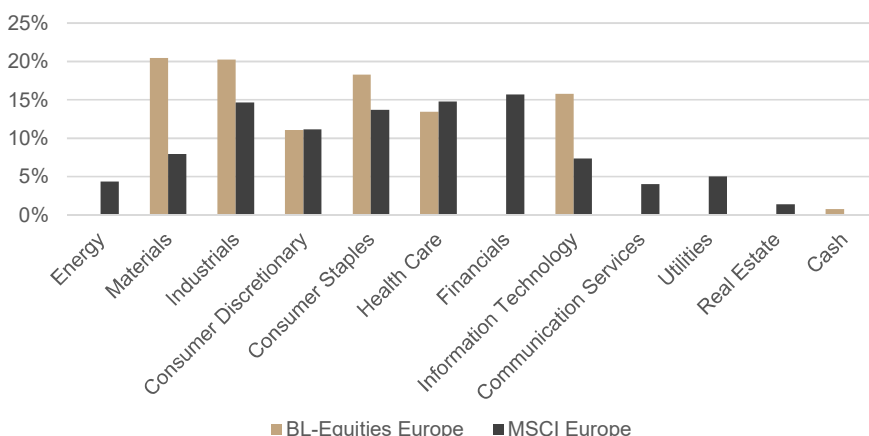
Teleperformance
Kerry Group
TeamViewer
DCC
Netcompany Group

Investments sold in November

Intertek

Currency Allocation

EUR	53,0%
GBP	14,0%
CHF	13,2%
SEK	10,9%
DKK	8,1%
Cash	0,8%



Investor Type	Clean Share	Eligibility Restrictions	Share class	Currency	Currency Hedging	Income	Mgmt fee	On-going Charges	SRRI	ISIN	Bloomberg Ticker
Retail	No	No	A	EUR	No	Dis	1,25%	1,41%	5	LU0439765081	BLEQEUA LX
Retail	No	No	B	EUR	No	Cap	1,25%	1,40%	5	LU0093570330	BLE4725 LX
Retail	No	No	B CHF Hedged	CHF	Yes	Cap	1,25%	1,40%	5	LU1305477884	BLEQBCH LX
Retail	No	No	B USD Hedged	USD	Yes	Cap	1,25%	1,40%	5	LU1273297371	BLEQEUC LX
Retail	Yes	Yes	AM	EUR	No	Dis	0,85%	1,01%	5	LU1484141491	BLEQAMD LX
Retail	Yes	Yes	BM	EUR	No	Cap	0,85%	1,00%	5	LU1484141574	BLEQEBM LX
Retail	Yes	Yes	BM CHF Hedged	CHF	Yes	Cap	0,85%	0,99%	5	LU1484141657	BLEQBMC LX
Retail	Yes	Yes	BM USD Hedged	USD	Yes	Cap	0,85%	1,00%	5	LU1484141731	BLEQBMU LX
Institutional	No	Yes	BI	EUR	No	Cap	0,60%	0,71%	5	LU0439765321	BLEQEIC LX

Management Report

30/11/2020

November saw a sharp rise on the markets. Biden's victory in the US election was soon overshadowed by favourable news on research into vaccines against Covid-19. Pfizer and BioNTech were the first to announce the results of their research, showing 90% efficacy of their vaccine. Moderna and Astra Zeneca followed suit a few days later. Global equity markets were boosted by this reassuring news on the health front. The MSCI Europe Net Return EUR ended the month with a record 13.95% increase. This surge was fuelled by an extremely strong sector rotation in favour of the value and cyclical sectors which had suffered most since the start of the health crisis: energy (+30.6%), banking (+30.2%), insurance (+24.8%), automotive (+21.8%) and travel & leisure (+18.5%). As a corollary, the health, consumer and tech sectors saw a marked decline. This being an unfavourable market environment for BL Equities Europe, the portfolio's growth was limited to 5.02%.

The portfolio was impacted by a number of positions that only slightly outperformed the market. We were also disappointed by a fall in the valuations of certain investments that severely affected the month's performance, such as Novozymes, CHR Hansen, Sage Group, Halma and Reckitt Benckiser. Sage Group was the only one of these companies to have been hit by specific news. The software publisher reported a lower-than-expected margin and outlined some necessary investments in 2021 that will keep the group's margins below market expectations.

Our investments in companies that are among the most sensitive to a return to normal of economic and social activity, such as LVMH, SAP, Fresenius, Pernod Ricard and EssilorLuxottica, stood out. On top of the general market upswing, EssilorLuxottica reported the stabilisation of its activity. From -42% in the second quarter, it stabilised at -1% in the third quarter. We are maintaining a strong position in the company as 2021 is expected to be marked by two major deals: the acquisition of Grandvision and the reorganisation of its board of directors. With regard to LVMH, Tiffany (which the French group is preparing to acquire) announced a clear turnaround in its business, thanks to Chinese demand and digital distribution channels, as well as a rebound in its profitability.

In terms of fund management operations, the positions in EssilorLuxottica, Essity, SAP, Air Liquide, SGS and Novo Nordisk were strengthened. Five new investments were introduced: Kerry Group, Teleperformance, DCC, Netcompany and Teamviewer. Kerry is an Irish group which develops solutions and ingredients for the food industry in close collaboration with its customers. Teleperformance is a French company that provides services to companies worldwide in customer acquisition, customer relationship services, technical support and social media. DCC is an Irish company specialising in the distribution of pharmaceutical, technology and energy products. Netcompany is a Danish IT services group spearheading the digital transformation of its private and public sector clients, primarily in the Northern European market. Teamviewer is a German technology group offering cloud-based solutions for remote connection and collaboration.

These transactions were financed by the sale of Intertek (arbitrated with SGS), and the reduction of our positions in Roche, Unilever and Reckitt Benckiser.

Investment Approach

Investment Principles

Limit investment losses

The value of an investment that has lost 50% must double to recover incurred losses
Avoiding losses is more important than generating extraordinary gains

Control company specific risk

Risks arise when the parameters of an investment are not properly understood
We avoid investing in companies we do not fully understand

Valuation monitoring

The price paid for an investment determines its potential return
We monitor the margin of safety to minimize the likelihood of suffering losses on our investments

Consideration of an entire market cycle

Foregoing part of potential gains in strongly rising markets pays dividends in falling markets
Our objective is to outperform the relevant benchmark through an entire market cycle.

Benchmark agnostic

The market reference is solely used for performance measurement principles
Owing to the active investment approach of our portfolio management, the portfolio structure deviates strongly from that of the benchmark.

Equity Investment Approach: Business-Like Investing

We consider an equity investment as a long-term participation in a business. The companies we target enjoy a sustainable competitive advantage that differentiates them from their competitors. They need to show an attractive return profile and generate high and consistent levels of free cash-flow.

Quality

In the first step of our investment process, we perform an in-depth review of the targeted company's business model in order to identify its competitive advantage. Differentiation through a competitive advantage creates entry barriers against competitors and enables a company to better execute its strategy. In the second step we analyse whether the competitive advantage translates into high ROCE and whether the company generates consistent cash-flow. We analyse the maintenance capex requirements of the targeted companies to make sure that the generated cash-flow is not absorbed by investments needed to sustain its current business operations. We emphasize the analysis of the balance sheet and look for companies with a low level of gearing through the cycle.

In the third step, we analyse how the targeted company has used and will use its capital. The company's management faces the following options: investment in current business activities, development of new activities, takeovers, dividend payments, stock buybacks or debt repayments. Only companies that meet our investment criteria are considered for inclusion into our portfolios, which may lead to significant deviations from the market benchmarks.

Valuation

Investments may lead to important capital losses if the price paid for the investment is too high. To avoid this pitfall, we derive a fair value for each targeted company prior to investing. This fair value is based on the company's normalised free cash-flow and serves as reference point for our buy and sell discipline.

We invest in a company, when its stock price offers the most attractive margin of safety, taking into account its development prospects.

Portfolio characteristics

BL-Equities Europe invests in a focused selection of European companies. Targeted companies are typically among the top-3 in their respective markets and offer favourable development prospects. We construct a concentrated portfolio of approximately 35 positions, which allows us to have a good handle of each individual investment, to express our convictions and to minimise errors. Our investment process singles out companies that stand out against their competitors - through an added value product or service, through a good corporate strategy and production process, which underscores high levels of profitability and a healthy financial situation. Portfolio candidates need to enjoy favourable sales growth and / or margin progression prospects.

Our investment choices lead to significant and structural deviations from the fund's relevant market (MSCI Europe NR). We do not invest in all sectors that are represented in the market index. We identify most investment opportunities in the consumer, industrial, health care, chemical and technology sectors. Conversely, there are sectors like financials, utilities or telecom, where we find few - if any - companies that meet our investment criteria. The fund's geographical focus is biased towards Switzerland, Germany, France, Sweden, Denmark and the UK. In terms of market capitalisations, 3/4 of the portfolio are usually invested in companies with a market cap between € 2 and 50 bn.

Our investment strategy has a long-term orientation: our investment cases are constructed with a 3 to 5-year investment horizon. When implementing our bottom-up investment strategy, we do not consider any short term macroeconomic views. Owing to this approach, portfolio turnover rate is low: 25% annual turnover rate is to be expected on average. When making an investment, we are wary of valuation levels of each individual company: at investment, the market price needs to offer a discount against the company's fair value (margin of safety). The average valuation level of the portfolio is also closely monitored.

Portfolio construction rests on three main pillars: the stable core portfolio consists of well-established companies. It is complemented by pockets consisting of growth franchises (focus on growth prospects) and of special situations (focus on turnaround of fundamentals). The portfolio structure is the outcome of individual bottom-up investment opportunities without consideration of the fund's relevant benchmark structure. The weight given to each security in the

Legal Information

This document is issued by Banque de Luxembourg Investments S.A. ("BLI"), with the greatest care and to the best of its knowledge and belief. However, no guarantee is provided with regard to its content and completeness and BLI does not accept any liability for any losses which might arise from making use of the information contained herein. The opinions expressed in this document are those of BLI at the time of writing and are subject to change at any time without notice. If nothing is indicated to the contrary, all figures are unaudited.

The product description contained herein is for information purposes only and is for the exclusive use of the recipient. Nothing in this document should be construed as an offer and is therefore not a recommendation to purchase or sell shares. It does not release the recipient from exercising his own judgement. Unless specifically indicated, this description is solely aimed at institutional investors according to the Luxembourgish law of 17 december 2010.

The securities and financial instruments described in this document may generate considerable losses and are not therefore suitable for all investors. Among other risks, these include market risks, currency fluctuation risks, credit or payment default risks, liquidity risks and interest rate risks. BLI cannot guarantee that the securities and financial instruments will achieve the intended investment objectives. Each investor must ensure that he is aware of the risks and the consequent legal, tax, accounting and commercial aspects related to these securities and financial instruments.

The accuracy of the data, the evaluation, opinions and estimates of which are included in this document, has been very carefully checked. Any statements made in this document may be subject to change without prior warning.

References to past performances of financial instruments should not be interpreted as a guarantee of future returns.

The recipient is recommended in particular to check that the information provided is in line with his own circumstances with regard to any legal, regulatory, tax or other consequences, if necessary with the help of a professional adviser. It is expressly not intended for persons who, due to their nationality or place of residence, are not permitted access to such information under local law. Neither this document nor any copy thereof may be sent, taken into or distributed in the United States or to any U.S. person as defined in the fund's prospectus. This material is not for distribution to the general public. It is intended for the recipient personally, and it may be used solely by the person to whom it was presented. It does not constitute and may not be used for or in connection with a public offer in Luxembourg of the products referred to herein.

The prospectus, the articles of incorporation, the annual and semi-annual reports of BL as well as the key investor information document (KIID) of the sub-fund are available on www.bli.lu or upon request from BLI. The KIIDs are available in French, English and in any other official language of registration of BL.

This document may not be reproduced either in part or in full without the prior written consent of BLI.

Specific Information concerning MSCI Data:

All MSCI data is provided "as is". Neither MSCI nor any other party involved in or related to compiling, computing or creating the MSCI data makes any express or implied warranties or representations with respect to such data (or the result to be obtained by the use thereof) and all such parties hereby expressly disclaim all warranties of originality, accuracy, completeness, merchantability or fitness for a particular purpose with respect to any such data. Without limiting any of the foregoing, in no event shall MSCI, any of its affiliates or any third party involved in or related to compiling, computing or creating the data have any liability for any direct, indirect, special punitive, consequential or any other damages (including lost profits) even if notified of the possibility of such damages. No further distribution or dissemination of the MSCI data is permitted without MSCI's express written consent.

Specific Information concerning GICS Data:

The Global Industry Classification Standard ("GICS") was developed by and is the exclusive property and a service mark of MSCI Inc. ("MSCI") and Standard and Poor's, a division of The McGraw-Hill Companies, Inc. ("S&P") and is licensed to use by Banque de Luxembourg S.A.. Neither MSCI, S&P nor any third party involved in making or compiling the GICS or any GICS classifications makes any express or implied warranties or representations with respect to such standard or classification (or the results to be obtained by the use thereof), and all such parties hereby expressly disclaim all warranties of originality, accuracy, completeness, merchantability and fitness for a particular purpose with respect to any of such standard or classification. Without limiting any of the foregoing, in no event shall MSCI, S&P, any of their affiliates or any third party involved in making or compiling the GICS or any GICS classification have any liability for any direct, indirect, special, punitive, consequential or any other damages (including lost profits) even if noticed of the possibility of such damages.

Specific Information for Switzerland:

Legal documentation of the fund may be obtained, free of charge, at the offices of the Swiss representative, CACEIS (Switzerland) S.A., 7-9, Chemin de Précossy, CH-1260 Nyon, Switzerland, in accordance with the provisions of the Swiss Collective Investment Schemes Act of 23 June 2006 ("CISA").

The SICAV has appointed Banque CIC (Suisse) SA, Marktplatz 13, CH-4001 Bâle, Switzerland to act as paying agent for Switzerland.

The present document may be distributed to Swiss qualified investors.

Specific Information for France:

The present document may be distributed to French professional investors.