

RBC Funds (Lux) - Emerging Markets Value Equity Fund

August 31, 2021

Investment commentary

The biggest contributor to relative returns this month was a holding in CIMC Enric which has been a top performer since we added it to the portfolio. The company reported robust 1H 2021 results driven by its clean energy and hydrogen business segments. Positions in Pacific Basin Shipping and MTN also contributed. The shipping industry is benefiting from higher rates on the back of a strong demand recovery coupled with tight supply, and port disruptions in China are adding a further tailwind, all of which helped PBS and MTN continues to deliver solid execution with good service revenue growth in its key markets, progress on leverage reduction and portfolio simplification.

The biggest detractor from relative returns was a holding in Ping An Insurance as the leading Chinese insurer reported weak new-business-value growth during 1H 2021 as a result of COVID-related disruptions and ongoing agency reform. Earnings and dividends growth remained resilient, however, and the company announced a new buy back. Positions in FILA Holdings and Indiabulls Housing Finance also detracted. Fila's share price declined on the back of fears of a delay to the brand's earnings recovery as a result of a resurgence in COVID-19 cases and an increase in shipping costs and Indiabulls reported mixed quarterly results but continues to de-risk and steadily improve its balance sheet.

Fund information

Investment manager	RBC Global Asset Management Inc.
Sub-investment manager	RBC Global Asset Management (UK) Limited
Portfolio manager	Laurence Bensafi, CFA
Fund launch date	April 30, 2015
Benchmark	MSCI Emerging Markets Total Return Net Index
Fund size (USD)	176.2 m
Fund type	UCITS
Fund domicile	Luxembourg
SFDR classification	Article 6
Investment objective:	
To provide long-term total returns consisting of regular dividend income and capital growth by investing primarily in equity securities of companies located in or with significant business interests in emerging markets with above average dividend yields.	

Share class information

Share class	Mgmt fees (%)	TER* (%)	NAV	Bloomberg	ISIN
O (acc) USD	0.85	1.05	148.44	RBCEMVO LX	LU1217269478
O (acc) GBP	0.85	1.05	211.34	RBEOAGH LX	LU1327514805
O (acc) GBP (H)	0.85	1.05	121.35	RMVOAGH LX	LU1708194110
O (acc) EUR (H)	0.85	1.05	108.21	RMVOAEH LX	LU1748250849
A (acc) USD	1.60	1.90	137.98	RBCEMVA LX	LU1217269049
B (acc) USD	0.85	1.15	146.14	RBCEMVB LX	LU1217269122
B (acc) EUR (H)	0.85	1.15	107.65	RMVBAEH LX	LU1748250922
B (dist) GBP (H)	0.85	1.15	125.99	RBCVBGH LX	LU1217269395

Net annualised performance (%)

Share class	1 M	3 M	YTD	1 Y	3 Y	5 Y	10 Y	SI**
O (acc) USD	1.74	-3.16	10.95	40.77	11.76	11.18	-	6.43
O (acc) GBP	2.79	0.03	10.20	36.95	9.65	10.08	-	13.95
O (acc) GBP (H)	1.69	-3.18	10.68	39.72	10.12	-	-	5.19
O (acc) EUR (H)	1.69	-3.38	10.15	39.05	9.28	-	-	2.21
A (acc) USD	1.67	-3.39	10.12	39.20	10.50	9.91	-	5.21
B (acc) USD	1.74	-3.19	10.79	40.46	11.48	10.90	-	6.17
B (acc) EUR (H)	1.62	-3.48	9.95	38.73	9.09	-	-	2.06
B (dist) GBP (H)	1.66	-3.31	10.27	39.33	9.86	9.19	-	4.77
Benchmark (USD)	2.62	-4.12	2.84	21.12	9.87	10.40	-	5.76

Fund characteristics

	Fund	Benchmark
Holdings (ex cash)	84	1,342
Portfolio turnover (%)	53.2	-
Active share (%)	84.3	-

Past performance is not indicative of future results and is calculated in various currencies as labeled. Returns may increase or decrease as a result of currency fluctuations.

Source: RBC Global Asset Management, MSCI. All returns for periods greater than one year are shown on an annualised basis.

*TER – Total expense ratio. **SI – Since inception.

This report is incomplete without the Legal Disclaimer included on the last page.

Net calendar year performance (%)

Share class	2020	2019	2018	2017	2016	Cumulative SI**	Inception date
O (acc) USD	19.25	15.62	-18.14	36.74	16.09	48.44	28-Apr-15
O (acc) GBP	15.57	11.16	-13.05	24.91	38.47	111.34	07-Dec-15
O (acc) GBP (H)	17.48	13.29	-19.80	-	-	21.35	03-Nov-17
O (acc) EUR (H)	17.05	12.10	-	-	-	8.21	19-Jan-18
A (acc) USD	17.87	14.33	-19.08	35.18	14.69	37.98	28-Apr-15
B (acc) USD	18.98	15.31	-18.37	36.40	15.80	46.14	28-Apr-15
B (acc) EUR (H)	16.92	11.97	-	-	-	7.65	19-Jan-18
B (dist) GBP (H)	17.49	12.93	-20.13	34.38	14.67	34.37	28-Apr-15
Benchmark (USD)	18.31	18.42	-14.57	37.28	11.19	42.59	28-Apr-15

Top 10 holdings (%)

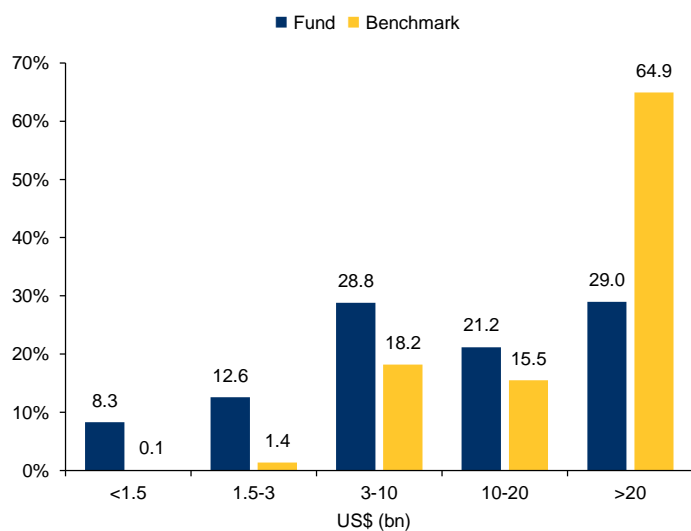
Issuer	Fund	Benchmark
TSMC	4.5	6.7
Samsung Electronics	4.0	4.5
Alibaba	3.9	3.9
Ping An Insurance	2.4	0.7
Ping An Bank	2.3	0.0
Hindalco Industries	1.9	0.1
Hana Financial	1.8	0.1
Pacific Basin Shipping	1.6	0.0
MTN	1.6	0.2
CIMC Enric	1.5	0.0
Total	25.5	16.3

Top / bottom 5 contributors (%)

Top 5 contributors	Contribution
Alibaba*	0.68
CIMC Enric	0.45
Pacific Basin Shipping	0.33
MTN	0.30
Chailease	0.20

Bottom 5 contributors	Contribution
Alibaba	-0.76
Ping An Insurance	-0.28
Fila	-0.24
Indiabulls Housing Finance	-0.24
Meituan*	-0.16

Market capitalisation distribution (%)

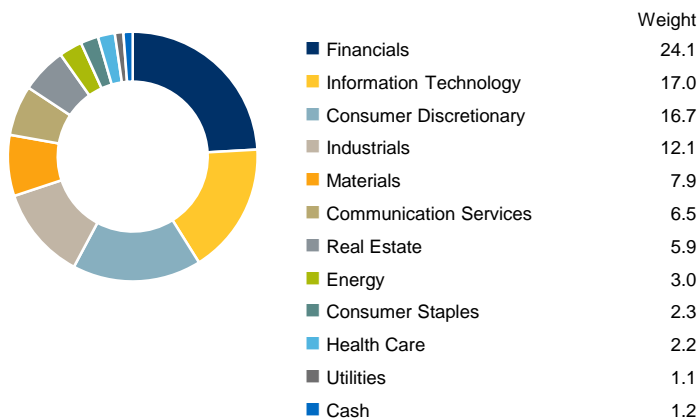


Fund positions

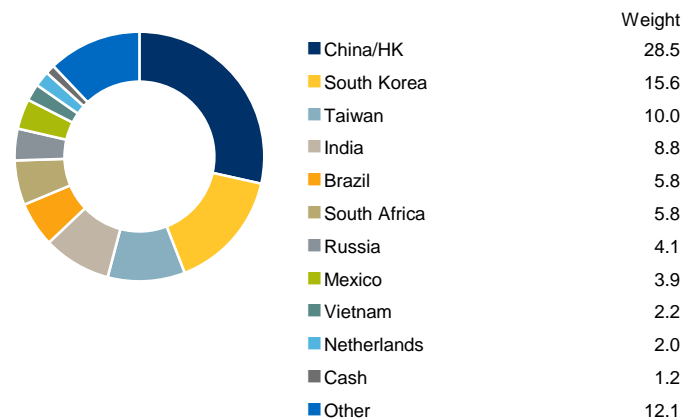
Closed positions
There were no positions closed for the current time period.

Opened positions
Prosus NV
Lotes Co Ltd - Rights

Sector allocation (%)



Geographic allocation (%)



Source: RBC Global Asset Management, MSCI. Weights reflect actual positions, figures may not sum to 100% due to rounding. * Indicates securities that are not held. The top 5 open and closed positions are displayed in order of position size, descending in order from largest to smallest. All transactions were completed as at 31.08.2021. If you require any further information, please visit our [website](#) for contact information.

This report is incomplete without the Legal Disclaimer included on the last page.

Fund country attribution (%)

Top 5 Contributors	Active weight	Asset allocation	Security selection	Total effect
China/HK	-7.66	1.90	8.28	10.34
South Africa	3.20	0.27	1.65	1.92
India	-1.36	-0.35	1.70	1.34
South Korea	4.12	0.58	0.58	1.16
Mexico	1.44	0.47	0.48	0.96

Bottom 5 contributors	Active weight	Asset allocation	Security selection	Total effect
Taiwan	-3.46	-0.81	0.10	-0.71
Saudi Arabia	-2.71	-0.56	0.00	-0.56
Brazil	0.29	0.00	-0.55	-0.55
Peru	0.53	-0.10	-0.19	-0.29
Russia	0.69	0.13	-0.35	-0.22

Fund sector attribution (%)

Sector	Active weight	Asset allocation	Security selection	Total effect
Industrials	4.69	0.48	4.30	4.80
Communication Services	-5.14	0.87	2.19	3.07
Consumer Discretionary	1.05	-0.12	3.20	3.07
Information Technology	-0.83	0.16	2.07	2.23
Materials	1.06	0.40	1.65	2.06
Real Estate	3.58	-1.02	1.73	0.69
Consumer Staples	-3.62	0.27	0.13	0.41
Health Care	-2.45	0.26	0.04	0.30
Energy	-1.88	-0.17	0.38	0.21
Utilities	-1.07	-0.04	-0.06	-0.10
Financials	4.60	0.37	-0.47	-0.10
TOTAL	-	1.45	16.11	17.80

Source: RBC Global Asset Management, MSCI. Attribution results are calculated over a trailing 12 month period. Attribution is intended to demonstrate trends in performance due to security selection and sector/country allocation and is calculated from the underlying segregated asset positions and may not add up to the total portfolio return calculated using the NAV of the fund. Fund sector/country weights in the attribution table are based on beginning market values, adjusted for purchases and sales activities during the year.

This report is incomplete without the Legal Disclaimer included on the last page.

Important Risk Considerations:

Currency Hedging Risk: Hedging currency risks may protect investors against a decrease in the value of the Reference Currency relative to the Hedged Share Class, but it may also preclude investors from benefiting from an increase in the value of such currencies. All costs and gains/losses of hedging transactions are borne by the relevant Hedged Share Classes.

Currency Risk: Sub-Funds are invested in securities denominated in different currencies other than the Reference currency. As a result, changes in the value of the Reference Currency compared to other currencies will affect the value in the Reference Currency of any securities denominated in another currency.

Derivative Risk: Derivative instruments are highly sensitive to changes in the value of the underlying asset that they are based on. Certain derivatives may result in losses greater than the amount originally invested.

Emerging Markets Risk: The price of emerging market securities is subject to higher risk of price fluctuation due to possible lack of adequate political, economic, legal, trading liquidity structures and relatively lower liquidity.

International Investment Risk: Investments on an international basis are subject to uncertainties, including; changes in government policies, taxation, fluctuations in foreign exchange rates, accounting and financial reporting standards, and fluctuations in value due to discrepancy of currency.

Large Shareholder Risk: Investors holding a large portion of issued and outstanding shares of a Sub-Fund are likely to incur transaction costs in case of redemptions.

Liquidity Risk: Under highly volatile markets, securities may not be sold as quickly or easily, which could have an influence on meeting redemption requests on demand.

Market Risk: The market value of a Sub-Fund's investments will fluctuate based on specific company developments, broader equity or fixed-income market conditions, economic and financial conditions.

Shanghai-Hong Kong Stock Connect Risk: Investments made through Stock Connect may be subject to greater risk factors to comply with Stock Connect rules and counterparty risks with respect to ChinaClear.

Further details of the risks that apply to the fund can be found in the funds prospectus.

Important Information: This information is intended for Professional Investors and shareholders of the retail investor share class only. This document may only be distributed in countries where RBC Funds (Lux) is registered, with the exception of Belgium. The Financial Services and Markets Authority ("FSMA") in Belgium has not approved this document.

RBC Funds (Lux) is an open-ended investment company incorporated under the laws of the Grand Duchy of Luxembourg (société d'investissement à capital variable or the "SICAV") and qualifies as an Undertaking for Collective Investment in Transferable Securities ("UCITS") under Article 1, paragraph 2, points a) and b) of the Directive 2009/65/EC of July 13, 2009, as amended.

This is a marketing document for informational purposes only and may not be reproduced, distributed or published without the written consent of RBC GAM or its affiliated entities listed herein. This document does not constitute an offer or a solicitation to buy or to sell any security, product or service in any jurisdiction; nor is it intended to provide investment, financial, legal, accounting, tax, or other advice and such information should not be relied or acted upon for providing such advice. This document is not available for distribution to investors in jurisdictions where such distribution would be prohibited. The Materials are not directed at or intended for use by any person resident or located in any jurisdiction where (1) the distribution of such information or functionality is contrary to the laws of such jurisdiction or (2) such distribution is prohibited without obtaining the necessary licenses and such authorizations have not been obtained. The SICAV's Sub-Funds mentioned in the Materials ("Sub-Funds") may not be eligible for sale or available to residents of certain countries or to certain categories of investors.

Prospective investors should review the Prospectus and the Key Investor Information Documents ("KIIDs") of the SICAV carefully and in their entirety, and consult with their legal, tax and financial advisors in relation to (i) the legal and regulatory requirements within their own countries for the subscribing, purchasing, holding, converting, redeeming or disposing of the SICAV's Shares (the "Shares"); (ii) any foreign exchange restrictions to which they are subject in their own countries in relation to the subscribing, purchasing, holding, converting, redeeming or disposing of Shares; (iii) the legal, tax, financial or other consequences of subscribing for, purchasing, holding, converting, redeeming or disposing of Shares; and (iv) any other consequences of such activities.

Investors or potential investors can obtain a summary of the Management Company's Complaints Policy and of investor rights, in English, at <https://global.rbcgam.com/europe/institutional/document-library/default.fs> or on the Management Company's website at www.candriam.lu.

Past performance is not indicative of future results. With all investments there is a risk of loss of all or a portion of the amount invested. Where return estimates are shown, these are provided for illustrative purposes only and should not be construed as a prediction of returns; actual returns may be higher or lower than those shown and may vary substantially, especially over shorter time periods. It is not possible to invest directly in an index.

Exchange rate movement could increase or decrease the value of underlying investments/ holdings. The Sub-Fund may be invested in securities denominated in a number of different currencies other than the Reference Currency. As a result, changes in the value of the Reference Currency compared to other currencies will affect the value, in the Reference Currency, of any securities denominated in another currency. While it is the intention of the Sub-Fund to achieve its investment objective, there can be no assurance that it will.

Index returns are for illustrative purposes only, do not represent actual fund performance and do not reflect any management fees, transaction costs or expenses. Indexes are unmanaged and one cannot invest directly in an index.

The value of the Sub-Fund can change from day to day because the value of the securities in which it invests can be affected by changes in interest rates, the general financial market and economic conditions or individual company news. As a result, at the time of redemption, Sub-Fund Shares may be worth more or less than the original purchase price. There can be a number of risk factors that impact the value of an investment in a Sub-Fund. Investors should refer to the section called "Risk Factors" in the Prospectus before investing.

None of the Shares of the Sub-Funds has been or will be registered for sale or distribution in Canada or in the United States.

Copies of the Articles of Incorporation of the SICAV, the current Prospectus, the KIIDs and the latest financial reports may be obtained free of charge during normal office hours at the registered office of the SICAV in Luxembourg: 14, Porte de France, L- 4360 Esch-sur-Alzette, Grand Duchy of Luxembourg, or at rbcgam.lu. The Prospectus is available in the English and French languages. The KIIDs are available in the local language(s) of the jurisdictions in which the Sub-Fund(s) are registered.

The Materials are provided on an "as is, where is" basis and the SICAV, RBC Global Asset Management Inc. and its affiliates and subsidiaries ("RBC Companies") do not make any express or implied warranties, representations, or endorsements with respect to the Materials, including without limitation, warranties as to merchantability, operation, non-infringement, usefulness, completeness, accuracy, currency, reliability, correctness and fitness for a particular purpose. All opinions and estimates contained in the Materials constitute our judgment as of the indicated date of the information and are subject to change without notice. Interest rates and market conditions are subject to change.

None of the RBC Companies are responsible, and will not be liable to you or anyone else, for any damages whatsoever and howsoever caused (including direct, indirect, incidental, special, consequential, exemplary or punitive damages) arising out of or in connection with the Materials or any action or decision made by you in reliance on the Materials, or any errors in or omissions or any unauthorized use or reproduction of the Materials, even if an RBC Company has been advised of the possibility of these damages.

All rights in the "FTSE World Government Bond Index" vest in FTSE Global Debt Capital Markets Inc. FTSE® is a trademark of FTSE International Limited and is used by FTSE under licence. The Sub-Fund is not sponsored, endorsed, sold or promoted by FTSE International Limited or its licensors, and they make no representation, warranty, or condition regarding the results to be obtained from the use of the index or the advisability of investing in the Sub-Fund.

The full list of sources of data is available upon request. Please go to www.rbcgam.lu for contact information.