



RBC Funds (Lux) – Asia ex-Japan Equity Fund

Investment objective

To provide long-term capital appreciation by investing primarily in equity securities of companies domiciled in or conducting a substantial portion of their business in Asia, excluding Japan.

INVESTMENT MANAGER

RBC Global Asset Management Inc.

SUB-INVESTMENT MANAGER

RBC Investment Management (Asia) Limited

BENCHMARK

MSCI AC Asia ex-Japan Net Index (USD\$)

FUND SIZE (USD)

12.8m

Fund information

Share class	Mgmt fees	Total expense ratio	NAV per share	Bloomberg code	ISIN code
O (acc) USD	0.75%	0.90%	128.04	RBAXJOA LX	LU1096671026
A (acc) USD	1.40%	1.70%	122.34	RBAXJAA LX	LU1096671299
B (acc) USD	0.85%	1.15%	126.76	RBAXJBA LX	LU1096671372
B (dist) GBP (H)	0.85%	1.15%	122.39	RBAXJBI LX	LU1096671455

Investment performance (total return) - Annualised

Share class	1 mo.	3 mo.	1 yr.	3 yr.	5 yr.	Since inception	Inception date
O (acc) USD	6.3%	(8.8)%	(11.3)%	9.1%	--	7.2%	16-Sep-14
A (acc) USD	6.2%	(9.0)%	(12.2)%	7.9%	--	6.1%	16-Sep-14
B (acc) USD	6.3%	(8.8)%	(11.5)%	8.8%	--	7.0%	16-Sep-14
B (dist) GBP (H)	6.0%	(9.3)%	(13.3)%	7.4%	--	6.1%	16-Sep-14
Benchmark (USD)	5.3%	(7.4)%	(9.6)%	9.4%	--	4.4%	--

Net Calendar Year Performance

Share class	2017	2016	2015	2014	2013	Cumulative Since Inception
O (acc) USD	44.6%	3.8%	(4.6)%	--	--	33.7%
A (acc) USD	43.0%	2.7%	(5.6)%	--	--	27.8%
B (acc) USD	44.2%	3.6%	(4.8)%	--	--	32.4%
B (dist) GBP (H)	42.2%	2.9%	(4.4)%	--	--	27.8%
Benchmark (USD)	41.7%	5.4%	(9.2)%	4.8%	3.1%	19.6%

Since inception, share class performance & benchmark performance are calculated from the first month-end following the inception of the respective share classes.

Past performance is not indicative of future results and returns may increase or decrease as a result of currency fluctuations.

Top 10 holdings

	Current
Tencent Holdings Ltd	8.3%
Taiwan Semiconductor Mfg	6.2%
Samsung Electronics Co Ltd	5.5%
Ping An Insurance (Grp) Co of China Ltd	4.8%
AIA Group Ltd	4.4%
HDFC Bank Ltd	3.3%
Hong Kong Exchanges & Clearing Ltd	2.5%
Metropolitan Bank & Trust Co	2.5%
Bank of China Ltd CI H	2.3%
Shenzhou International Group	2.3%
Total	42.0%
Cash and Equivalents	4.1%
No. of Holdings	55

Purchases

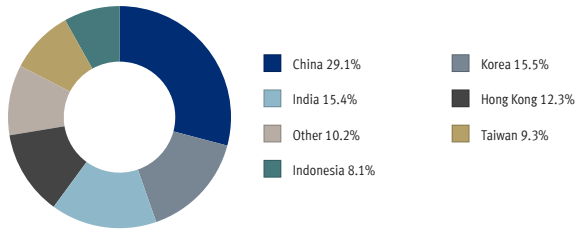
DBS Group Holdings Ltd
BeiGene Ltd

Sales

POSCO
Shenzhen Sunway Communication Co Ltd

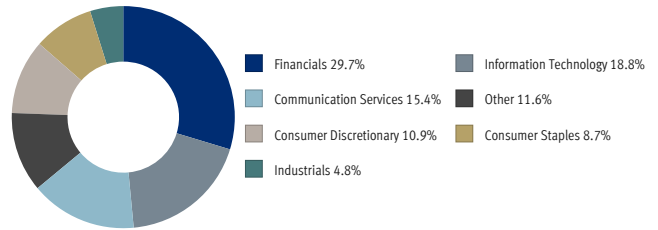
Geographical breakdown

(As at November 30, 2018)



Sector breakdown

(As at November 30, 2018)



Investment performance

Top 5 contributors

(for the month)

	Beginning weight	Security return	Security contribution
Tencent Holdings Ltd	7.7%	17.1	1.31
HDFC Bank Ltd	3.0%	18.2	0.55
Metropolitan Bank & Trust Co	2.3%	16.2	0.37
Alia Group Ltd	4.4%	7.8	0.34
Wuxi Biologics Cayman Inc	1.9%	17.7	0.33

Bottom 5 contributors

(for the month)

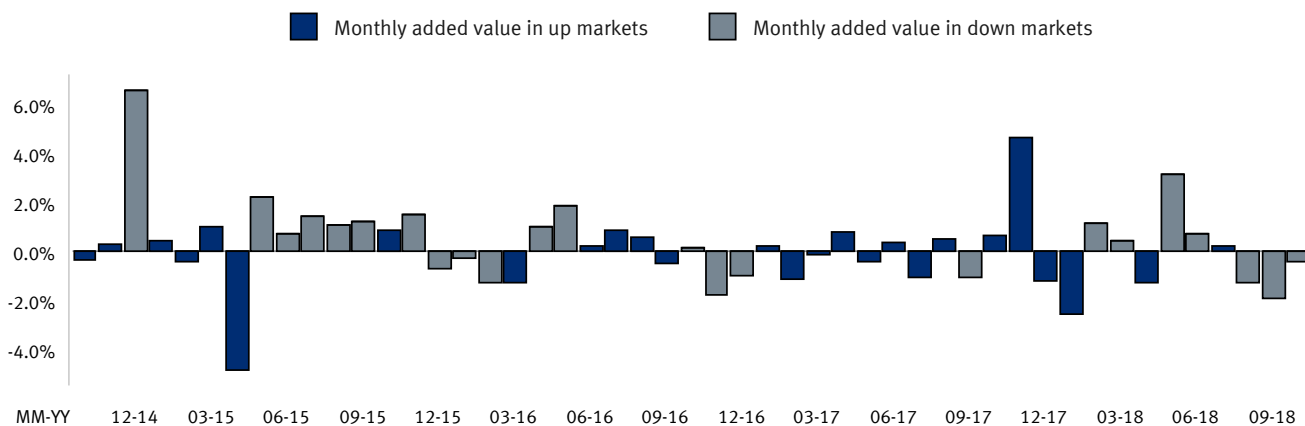
	Beginning weight	Security return	Security contribution
Baozun Inc	2.3%	(11.4)	(0.26)
Taiwan Semiconductor Mfg	6.9%	(3.2)	(0.22)
SK Innovation Co Ltd	2.6%	(6.4)	(0.17)
Samsung Biologics Co Ltd	1.3%	(12.2)	(0.16)
Cafe24 Corp	1.4%	(6.4)	(0.09)

Performance attribution

	Fund		Benchmark		Attribution Effects					Total
	Weight	Return	Weight	Return	Currency returns	Allocation	Selection	Interaction	Currency effects	
Asia ex Japan Equities	100.00	(10.90)	100.00	(9.61)	--	0.93	(2.41)	0.34	(0.15)	(1.29)
China	34.69	(19.43)	35.23	(12.00)	(4.94)	(0.09)	(2.65)	0.34	(0.34)	(2.73)
Hong Kong	10.54	(3.94)	11.27	(5.37)	(0.18)	(0.01)	0.21	(0.06)	0.00	0.14
India	13.72	3.82	9.86	(2.65)	(7.42)	0.43	0.59	0.08	(0.19)	0.91
Indonesia	6.19	(2.45)	2.35	(2.24)	(5.16)	0.47	0.01	0.00	(0.10)	0.39
Korea	16.87	(16.70)	17.07	(17.21)	(3.02)	(0.03)	0.20	(0.08)	0.04	0.12
Malaysia	0.00	--	2.75	(1.77)	(2.28)	(0.16)	0.01	(0.01)	0.07	(0.09)
Philippines	1.16	(10.32)	1.17	(13.65)	(3.87)	0.11	0.09	0.16	0.06	0.42
Taiwan	9.30	(11.30)	13.36	(6.55)	(2.68)	(0.19)	(0.57)	(0.08)	0.20	(0.64)
Thailand	5.64	7.98	2.71	2.09	(0.95)	0.30	0.17	0.06	(0.01)	0.52
Singapore	0.44	--	4.14	(7.77)	(1.71)	0.04	(0.46)	0.28	0.10	(0.05)
Pakistan	0.00	--	0.08	(26.10)	(23.10)	0.00	0.00	0.00	0.02	0.02
Non-Benchmark Countries	1.47	(25.02)	0.00	0.00	0.00	0.05	0.00	(0.34)	0.00	(0.29)

Attribution results are calculated over a trailing 12 month period or since inception (if data is less than 12 months). Attribution is intended to demonstrate trends in performance due to security selection and sector/country allocation and is calculated from the underlying segregated asset positions and may not add up to the total portfolio return calculated using the NAV of the fund. Fund sector/country weights in the attribution table are based on beginning market values, adjusted for purchases and sales activities during the year.

Value added chart



Value added calculation is based on performance of Class O (acc) USD shares.

Important Risk Considerations:

- **Currency Risk:** Sub-Funds are invested in securities denominated in different currencies other than the Reference currency. As a result, changes in the value of the Reference Currency compared to other currencies will affect the value in the Reference Currency of any securities denominated in another currency.
- **Currency Hedging Risk:** Hedging currency risks may protect investors against a decrease in the value of the Reference Currency relative to the Hedged Share Class, but it may also preclude investors from benefiting from an increase in the value of such currencies. All costs and gains/losses of hedging transactions are borne by the relevant Hedged Share Classes.
- **Derivative Risk:** Derivative instruments are highly sensitive to changes in the value of the underlying asset that they are based on. Certain derivatives may result in losses greater than the amount originally invested.
- **International Investment Risk:** Investments on an international basis are subject to uncertainties, including; changes in government policies, taxation, fluctuations in foreign exchange rates, accounting and financial reporting standards, and fluctuations in value due to discrepancy of currency.
- **Investing in China Risk:** Investing in securities in the People's Republic of China is likely to bear higher risks due to characteristics of Chinese exchange market, including; lower trading volumes and lower liquidity, the government's exercise of significant control over China's economy, and evolving laws and regulations.
- **Large Shareholder Risk:** Investors holding a large portion of issued and outstanding shares of a Sub-Fund are likely to incur transaction costs in case of redemptions.
- **Liquidity Risk:** Under highly volatile markets, securities may not be sold as quickly or easily, which could have an influence on meeting redemption requests on demand.
- **Market Risk:** The market value of a Sub-Fund's investments will fluctuate based on specific company developments, broader equity or fixed-income market conditions, economic and financial conditions.
- **Shanghai-Hong Kong Stock Connect Risk:** Investments made through Stock Connect may be subject to greater risk factors to comply with Stock Connect rules and counterparty risks with respect to ChinaClear.

Important Information: This information is intended for Professional Investors and shareholders of the retail investor share class only. This document may only be distributed in countries where RBC Funds (Lux) is registered, with the exception of Belgium. The Financial Services and Markets Authority ("FSMA") in Belgium has not approved this document.

RBC Funds (Lux) is an open-ended investment company incorporated under the laws of the Grand Duchy of Luxembourg (société d'investissement à capital variable or the "SICAV") and qualifies as an Undertaking for Collective Investment in Transferable Securities ("UCITS") under Article 1, paragraph 2, points a) and b) of the Directive 2009/65/EC of July 13, 2009, as amended.

This is a marketing document and as such any information contained herein including investment and economic outlook information, opinions and estimates (collectively, the "Materials") is provided for information purposes only and does not constitute advice or an offer, solicitation, recommendation or invitation to buy or sell any securities or related financial instruments. The Materials are not directed at or intended for use by any person resident or located in any jurisdiction where (1) the distribution of such information or functionality is contrary to the laws of such jurisdiction or (2) such distribution is prohibited without obtaining the necessary licenses and such authorizations have not been obtained. The SICAV's Sub-Funds mentioned in the Materials ("Sub-Funds") may not be eligible for sale or available to residents of certain countries or to certain categories of investors.

Prospective investors should review the Prospectus and the Key Investor Information Documents ("KIIDs") of the SICAV carefully and in their entirety, and consult with their legal, tax and financial advisors in relation to (i) the legal and regulatory requirements within their own countries for the subscribing, purchasing, holding, converting, redeeming or disposing of the SICAV's Shares (the "Shares"); (ii) any foreign exchange restrictions to which they are subject in their own countries in relation to the subscribing, purchasing, holding, converting, redeeming or disposing of Shares; (iii) the legal, tax, financial or other consequences of subscribing for, purchasing, holding, converting, redeeming or disposing of Shares; and (iv) any other consequences of such activities.

Past performance is not a reliable guide to future performance. The value of investments and any income from them is not guaranteed and may fall or rise and the investor may not get back the original investment. Exchange rate movement could increase or decrease the value of underlying investments/ holdings. The Sub-Fund may be invested in securities denominated in a number of different currencies other than the Reference Currency. As a result, changes in the value of the Reference Currency compared to other currencies will affect the value, in the Reference Currency, of any securities denominated in another currency. While it is the intention of the Sub-Fund to achieve its investment objective, there can be no assurance that it will.

Index returns are for illustrative purposes only, do not represent actual fund performance and do not reflect any management fees, transaction costs or expenses. Indexes are unmanaged and one cannot invest directly in an index.

The value of the Sub-Fund can change from day to day because the value of the securities in which it invests can be affected by changes in interest rates, the general financial market and economic conditions or individual company news. As a result, at the time of redemption, Sub-Fund Shares may be worth more or less than the original purchase price. There can be a number of risk factors that impact the value of an investment in a Sub-Fund. Investors should refer to the section called "Risk Factors" in the Prospectus before investing.

None of the Shares of the Sub-Funds has been or will be registered for sale or distribution in Canada or in the United States.

Copies of the Articles of Incorporation of the SICAV, the current Prospectus, the KIIDs and the latest financial reports may be obtained free of charge during normal office hours at the registered office of the SICAV in Luxembourg: 14, Porte de France, L- 4360 Esch-sur-Alzette, Grand Duchy of Luxembourg, or at rbcgam.lu. The Prospectus is available in the English and French languages. The KIIDs are available in the local language(s) of the jurisdictions in which the Sub-Fund(s) are registered.

The Materials are provided on an "as is, where is" basis and the SICAV, RBC Global Asset Management Inc. and its affiliates and subsidiaries ("RBC Companies") do not make any express or implied warranties, representations, or endorsements with respect to the Materials, including without limitation, warranties as to merchantability, operation, non-infringement, usefulness, completeness, accuracy, currency, reliability, correctness and fitness for a particular purpose. All opinions and estimates contained in the Materials constitute our judgment as of the indicated date of the information and are subject to change without notice. Interest rates and market conditions are subject to change.

None of the RBC Companies are responsible, and will not be liable to you or anyone else, for any damages whatsoever and howsoever caused (including direct, indirect, incidental, special, consequential, exemplary or punitive damages) arising out of or in connection with the Materials or any action or decision made by you in reliance on the Materials, or any errors in or omissions or any unauthorized use or reproduction of the Materials, even if an RBC Company has been advised of the possibility of these damages.

The full list of sources of data is available upon request. Please go to www.rbcgam.lu for contact information.

®/TM Trademark(s) of Royal Bank of Canada. Used under licence.
© RBC Global Asset Management Inc. 2016

