



RBC Funds (Lux) – Vision Global Horizon Equity Fund

Investment objective

To provide an above average rate of return and long-term capital appreciation through targeted investments in a diversified mix of global companies operating across industry sectors. The Sub-Fund shall not invest in issuers and index replicating vehicles that include issuers directly involved in extracting, processing or transporting coal, oil or natural gas (“fossil fuels”), or issuers included in “The Carbon Underground 200.” In addition, the Sub-Fund shall exclude issuers on the basis of other “socially responsible” criteria.

INVESTMENT MANAGER

RBC Global Asset Management Inc.

SUB-INVESTMENT MANAGER

RBC Global Asset Management (UK) Limited

BENCHMARK

MSCI World Total Return Net Index (USD)

FUND SIZE (USD)

47.8m

Fund information

Share class	Mgmt fees	Total expense ratio	NAV per share	Bloomberg code	ISIN code
O (acc) USD	0.70%	0.80%	122.78	RBCVGOA LX	LU1868743318
O (dist) USD	0.70%	0.80%	122.08	RBCVGHO LX	LU1868743409
O (acc) NOK H	0.70%	0.80%	130.73	RBCVONH LX	LU1868743581
O (acc) GBP	0.70%	0.80%	103.67	RBCVGOG LX	LU2049826782
A (acc) USD	1.70%	1.90%	121.29	RBCVGHA LX	LU1868743151
B (acc) USD	0.70%	0.90%	122.56	RBCVGHB LX	LU1868743235

Investment performance (total return) - Annualised

Share class	1 mo.	3 mo.	1 yr.	3 yr.	5 yr.	Since inception	Inception date
O (acc) USD	3.7%	8.4%	19.5%	--	--	19.5%	05-Nov-18
O (dist) USD	3.7%	8.4%	19.5%	--	--	19.5%	05-Nov-18
O (acc) NOK H	3.4%	7.0%	9.6%	--	--	9.6%	05-Nov-18
O (acc) GBP	3.8%	--	--	--	--	2.8%	20-Sep-19
A (acc) USD	3.7%	8.1%	18.1%	--	--	18.1%	05-Nov-18
B (acc) USD	3.7%	8.4%	19.3%	--	--	19.3%	05-Nov-18
Benchmark (USD)	2.8%	7.6%	14.5%	--	--	14.5%	--

Net Calendar Year Performance

Share class	2018	2017	2016	2015	2014	Cumulative Since Inception
O (acc) USD	--	--	--	--	--	19.5%
O (dist) USD	--	--	--	--	--	19.5%
O (acc) NOK H	--	--	--	--	--	9.6%
O (acc) GBP	--	--	--	--	--	2.8%
A (acc) USD	--	--	--	--	--	18.1%
B (acc) USD	--	--	--	--	--	19.3%
Benchmark (USD)	(8.7)%	22.4%	7.5%	(0.9)%	4.9%	14.5%

Since inception, share class performance & benchmark performance are calculated from the first month-end following the inception of the respective share classes. Past performance is not indicative of future results and returns may increase or decrease as a result of currency fluctuations.

Top 10 holdings

	Current
Microsoft Corp	6.0%
UnitedHealth Group Inc	5.4%
Danaher Corp	5.2%
Roche Holding AG	4.7%
TJX Companies Inc	4.6%
Deutsche Post AG	4.5%
Alphabet Inc	4.4%
Amazon.com Inc	4.0%
Gartner Inc	4.0%
Fortive Corp	4.0%
Total	46.8%
Cash and Equivalents	0.8%
No. of Holdings	35

Purchases

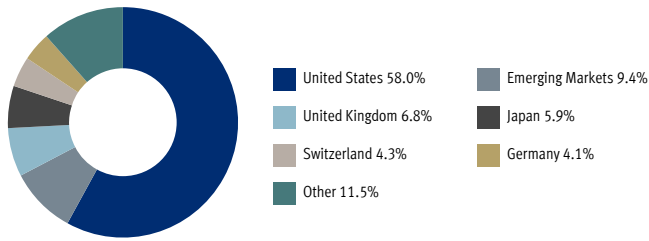
N/A

Sales

N/A

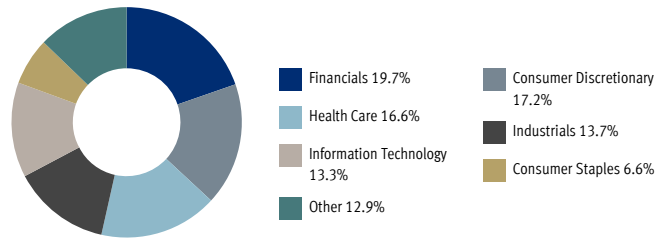
Geographical breakdown

(As at November 30, 2019)



Sector breakdown

(As at November 30, 2019)



Investment performance

Top 5 contributors

(for the month)

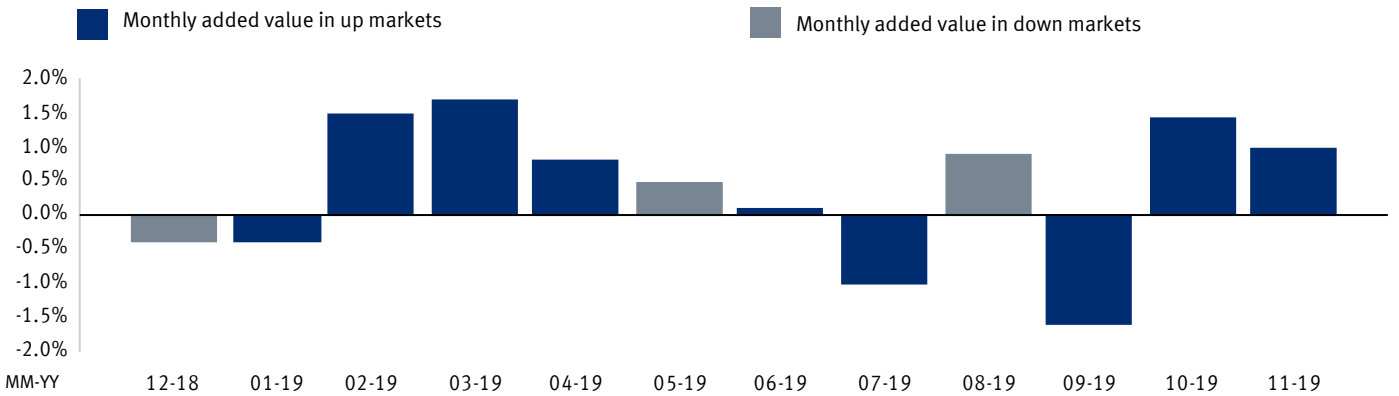
	Beginning weight	Security return	Security contribution
UnitedHealth Group Inc	4.5%	10.8	0.49
Microsoft Corp	5.3%	5.6	0.30
Danaher Corp	4.6%	5.9	0.27
MarketAxess Holdings Inc	2.6%	9.6	0.25
TJX Companies Inc	4.0%	6.0	0.24

Bottom 5 contributors

(for the month)

	Beginning weight	Security return	Security contribution
Oriental Land Co Ltd	1.2%	(5.9)	(0.07)
American Water Works Co Inc	2.9%	(1.8)	(0.05)
MISUMI Group Inc	1.8%	(2.5)	(0.04)
Nidec Corp	3.2%	(0.7)	(0.02)
Prosus NV	0.6%	(1.2)	(0.01)

Value added chart



Value added calculation is based on performance of Class O (acc) USD shares.

Important Risk Considerations:

Currency Risk:	Sub-Funds are invested in securities denominated in different currencies other than the Reference currency. As a result, changes in the value of the Reference Currency compared to other currencies will affect the value in the Reference Currency of any securities denominated in another currency.
Currency Hedging Risk:	Hedging currency risks may protect investors against a decrease in the value of the Reference Currency relative to the Hedged Share Class, but it may also preclude investors from benefiting from an increase in the value of such currencies. All costs and gains/losses of hedging transactions are borne by the relevant Hedged Share Classes.
Derivative Risk:	Derivative instruments are highly sensitive to changes in the value of the underlying asset that they are based on. Certain derivatives may result in losses greater than the amount originally invested.
International Investment Risk:	Investments on an international basis are subject to uncertainties, including; changes in government policies, taxation, fluctuations in foreign exchange rates, accounting and financial reporting standards, and fluctuations in value due to discrepancy of currency.
Large Shareholder Risk:	Investors holding a large portion of issued and outstanding shares of a Sub-Fund are likely to incur transaction costs in case of redemptions.
Market Risk:	The market value of a Sub-Fund's investments will fluctuate based on specific company developments, broader equity or fixed-income market conditions, economic and financial conditions.
Participatory Note Risk:	Sub-Funds investing in participatory notes are exposed to movements in the value of the underlying equity and the risk of counterparty default, which can potentially lead to the loss of the full market value of the equity.

Important Information: This information is intended for Professional Investors and shareholders of the retail investor share class only. This document may only be distributed in countries where RBC Funds (Lux) is registered, with the exception of Belgium. The Financial Services and Markets Authority ("FSMA") in Belgium has not approved this document.

RBC Funds (Lux) is an open-ended investment company incorporated under the laws of the Grand Duchy of Luxembourg (société d'investissement à capital variable or the "SICAV") and qualifies as an Undertaking for Collective Investment in Transferable Securities ("UCITS") under Article 1, paragraph 2, points a) and b) of the Directive 2009/65/EC of July 13, 2009, as amended.

This is a marketing document and as such any information contained herein including investment and economic outlook information, opinions and estimates (collectively, the "Materials") is provided for information purposes only and does not constitute advice or an offer, solicitation, recommendation or invitation to buy or sell any securities or related financial instruments. The Materials are not directed at or intended for use by any person resident or located in any jurisdiction where (1) the distribution of such information or functionality is contrary to the laws of such jurisdiction or (2) such distribution is prohibited without obtaining the necessary licenses and such authorizations have not been obtained. The SICAV's Sub-Funds mentioned in the Materials ("Sub-Funds") may not be eligible for sale or available to residents of certain countries or to certain categories of investors.

Prospective investors should review the Prospectus and the Key Investor Information Documents ("KIIDs") of the SICAV carefully and in their entirety, and consult with their legal, tax and financial advisors in relation to (i) the legal and regulatory requirements within their own countries for the subscribing, purchasing, holding, converting, redeeming or disposing of the SICAV's Shares (the "Shares"); (ii) any foreign exchange restrictions to which they are subject in their own countries in relation to the subscribing, purchasing, holding, converting, redeeming or disposing of Shares; (iii) the legal, tax, financial or other consequences of subscribing for, purchasing, holding, converting, redeeming or disposing of Shares; and (iv) any other consequences of such activities.

Past performance is not a reliable guide to future performance. The value of investments and any income from them is not guaranteed and may fall or rise and the investor may not get back the original investment. Exchange rate movement could increase or decrease the value of underlying investments/ holdings. The Sub-Fund may be invested in securities denominated in a number of different currencies other than the Reference Currency. As a result, changes in the value of the Reference Currency compared to other currencies will affect the value, in the Reference Currency, of any securities denominated in another currency. While it is the intention of the Sub-Fund to achieve its investment objective, there can be no assurance that it will.

Index returns are for illustrative purposes only, do not represent actual fund performance and do not reflect any management fees, transaction costs or expenses. Indexes are unmanaged and one cannot invest directly in an index.

The value of the Sub-Fund can change from day to day because the value of the securities in which it invests can be affected by changes in interest rates, the general financial market and economic conditions or individual company news. As a result, at the time of redemption, Sub-Fund Shares may be worth more or less than the original purchase price. There can be a number of risk factors that impact the value of an investment in a Sub-Fund. Investors should refer to the section called "Risk Factors" in the Prospectus before investing.

None of the Shares of the Sub-Funds has been or will be registered for sale or distribution in Canada or in the United States.

Copies of the Articles of Incorporation of the SICAV, the current Prospectus, the KIIDs and the latest financial reports may be obtained free of charge during normal office hours at the registered office of the SICAV in Luxembourg: 14, Porte de France, L- 4360 Esch-sur-Alzette, Grand Duchy of Luxembourg, or at rbcgam.lu. The Prospectus is available in the English and French languages. The KIIDs are available in the local language(s) of the jurisdictions in which the Sub-Fund(s) are registered.

The Materials are provided on an "as is, where is" basis and the SICAV, RBC Global Asset Management Inc. and its affiliates and subsidiaries ("RBC Companies") do not make any express or implied warranties, representations, or endorsements with respect to the Materials, including without limitation, warranties as to merchantability, operation, non-infringement, usefulness, completeness, accuracy, currency, reliability, correctness and fitness for a particular purpose. All opinions and estimates contained in the Materials constitute our judgment as of the indicated date of the information and are subject to change without notice. Interest rates and market conditions are subject to change.

None of the RBC Companies are responsible, and will not be liable to you or anyone else, for any damages whatsoever and howsoever caused (including direct, indirect, incidental, special, consequential, exemplary or punitive damages) arising out of or in connection with the Materials or any action or decision made by you in reliance on the Materials, or any errors in or omissions or any unauthorized use or reproduction of the Materials, even if an RBC Company has been advised of the possibility of these damages.

The full list of sources of data is available upon request. Please go to www.rbcgam.lu for contact information.

©/TM Trademark(s) of Royal Bank of Canada. Used under licence.

© RBC Global Asset Management Inc. 2019.

