

RBC Funds (Lux) — China Champions Fund



Investment objective

To provide long-term total returns principally through capital appreciation. The Sub-Fund focuses on providing exposure to quality Chinese companies offering superior growth listed primarily in onshore China, but also in other jurisdictions where Chinese companies are listed, including Hong Kong, the U.S., the U.K. and Germany.

Fund information

Share class	Mgmt fees	Total expense ratio	NAV per share	Bloomberg code	ISIN code
O (acc) USD	0.70%	1.00%	122.65	RBCCHCO LX	LU1868743078
A (acc) USD	1.75%	2.20%	120.85	RBCCHCA LX	LU1868742856
B (acc) USD	0.85%	1.30%	122.21	RBCCHCB LX	LU1868742930

Investment performance (total return) - Annualised

Share class	1 mo.	3 mo.	1 yr.	3 yr.	5 yr.	Since inception	Inception date
O (acc) USD	(3.0)%	1.7%	16.1%	--	--	17.6%	08-Nov-18
A (acc) USD	(3.0)%	1.4%	14.8%	--	--	16.2%	08-Nov-18
B (acc) USD	(3.0)%	1.7%	15.8%	--	--	17.2%	08-Nov-18
Primary (USD)	(3.9)%	5.0%	11.1%	--	--	14.0%	--
Secondary (USD)	(4.8)%	5.0%	5.8%	--	--	8.9%	--

Net Calendar Year Performance

Share class	2019	2018	2017	2016	2015	Cumulative Since Inception
O (acc) USD	30.4%	--	--	--	--	20.8%
A (acc) USD	28.8%	--	--	--	--	19.1%
B (acc) USD	30.0%	--	--	--	--	20.4%
Primary (USD)	27.7%	--	--	--	--	16.5%
Secondary (USD)	23.5%	--	--	--	--	10.4%

Since inception, share class performance & benchmark performance are calculated from the first month-end following the inception of the respective share classes. Past performance is not indicative of future results and returns may increase or decrease as a result of currency fluctuations.

INVESTMENT MANAGER

RBC Global Asset Management Inc.

SUB-INVESTMENT MANAGER

RBC Global Asset Management (Asia) Limited

BENCHMARK

Primary: MSCI China with 100% China A Shares (USD)
Secondary: MSCI China Total Return Net Index (USD)

FUND SIZE (USD)

4m

Top 10 holdings

	Current
Alibaba Group Holding Ltd	9.9%
Tencent Holdings Ltd	9.6%
Ping An Insurance Group Co of China Ltd	5.9%
China Construction Bank Corp	5.5%
China Merchants Bank Co Ltd	5.1%
AIA Group Ltd	4.1%
China Resources Land Ltd	3.5%
Wuxi Biologics Cayman Inc	3.3%
Shenzhen International Group	3.0%
Kweichow Moutai Co Ltd	2.8%
Total	52.7%
Cash and Equivalents	3.2%
No. of Holdings	36

Purchases

N/A

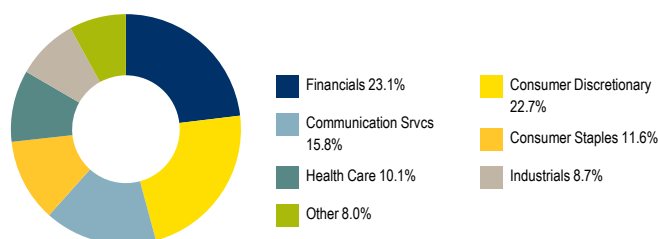
Sales

Trip.com Group Ltd
Galaxy Entertainment Group Ltd

January 31, 2020

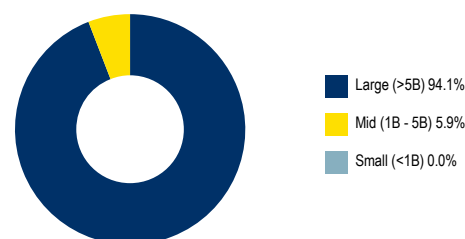
Sector breakdown

(As at January 31, 2020)



Market capitalization

(As at January 31, 2020)



Investment performance

Top 5 contributors

(for the month)

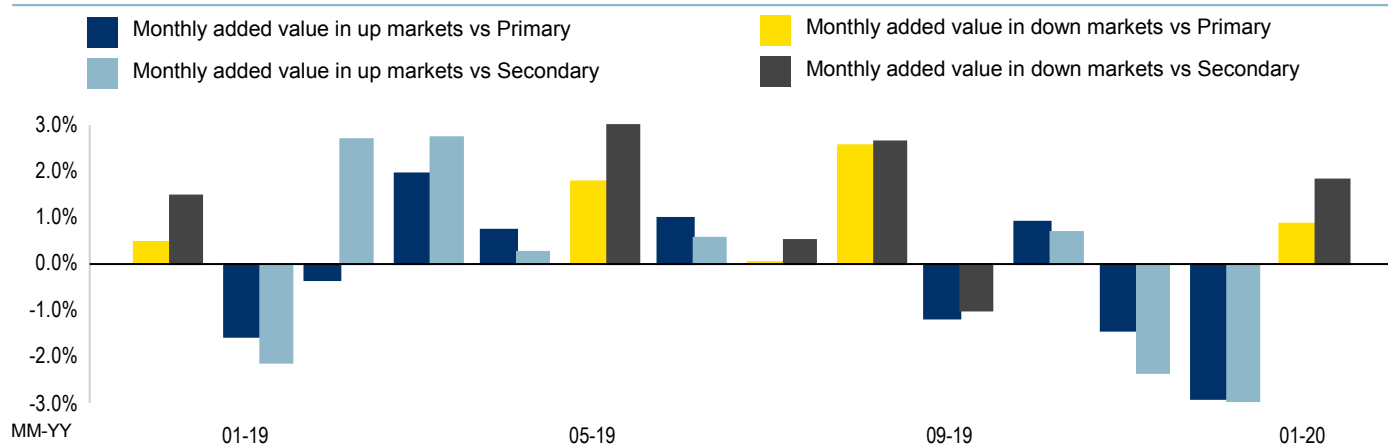
	Beginning weight	Security return	Security contribution
Luxshare Precision Industry Co Ltd	2.2%	24.2	0.53
NetEase Inc	1.5%	4.6	0.07
Zhongji Innolight Co Ltd	2.2%	2.9	0.06
Hong Kong Exchanges & Clearing Ltd	2.3%	2.6	0.06
Wuxi Biologics Cayman Inc	3.1%	1.1	0.03

Bottom 5 contributors

(for the month)

	Beginning weight	Security return	Security contribution
China Resources Land Ltd	3.9%	(15.5)	(0.60)
Kweichow Moutai Co Ltd	2.9%	(10.6)	(0.31)
Shenzhou International Group	3.1%	(8.6)	(0.26)
Alibaba Group Holding Ltd	9.6%	(2.6)	(0.25)
NARI Technology Co Ltd	1.7%	(13.9)	(0.23)

Value added chart



Value added calculation is based on performance of Class O (acc) USD shares.

Important Risk Considerations:

Currency Risk:	Sub-Funds are invested in securities denominated in different currencies other than the Reference currency. As a result, changes in the value of the Reference Currency compared to other currencies will affect the value in the Reference Currency of any securities denominated in another currency.
Currency Hedging Risk:	Hedging currency risks may protect investors against a decrease in the value of the Reference Currency relative to the Hedged Share Class, but it may also preclude investors from benefiting from an increase in the value of such currencies. All costs and gains/losses of hedging transactions are borne by the relevant Hedged Share Classes.
Derivative Risk:	Derivative instruments are highly sensitive to changes in the value of the underlying asset that they are based on. Certain derivatives may result in losses greater than the amount originally invested.
International Investment Risk:	Investments on an international basis are subject to uncertainties, including; changes in government policies, taxation, fluctuations in foreign exchange rates, accounting and financial reporting standards, and fluctuations in value due to discrepancy of currency.
Investing in China Risk:	Investing in securities in the People's Republic of China is likely to bear higher risks due to characteristics of Chinese exchange market, including; lower trading volumes and lower liquidity, the government's exercise of significant control over China's economy, and evolving laws and regulations.
Large Shareholder Risk:	Investors holding a large portion of issued and outstanding shares of a Sub-Fund are likely to incur transaction costs in case of redemptions.
Liquidity Risk:	Under highly volatile markets, securities may not be sold as quickly or easily, which could have an influence on meeting redemption requests on demand.
Market Risk:	The market value of a Sub-Fund's investments will fluctuate based on specific company developments, broader equity or fixed-income market conditions, economic and financial conditions.
Shanghai-Hong Kong Stock Connect Risk:	Investments made through Stock Connect may be subject to greater risk factors to comply with Stock Connect rules and counterparty risks with respect to ChinaClear.

Important Information: This information is intended for Professional Investors and shareholders of the retail investor share class only. This document may only be distributed in countries where RBC Funds (Lux) is registered, with the exception of Belgium. The Financial Services and Markets Authority ("FSMA") in Belgium has not approved this document.

RBC Funds (Lux) is an open-ended investment company incorporated under the laws of the Grand Duchy of Luxembourg (société d'investissement à capital variable or the "SICAV") and qualifies as an Undertaking for Collective Investment in Transferable Securities ("UCITS") under Article 1, paragraph 2, points a) and b) of the Directive 2009/65/EC of July 13, 2009, as amended.

This is a marketing document and as such any information contained herein including investment and economic outlook information, opinions and estimates (collectively, the "Materials") is provided for information purposes only and does not constitute advice or an offer, solicitation, recommendation or invitation to buy or sell any securities or related financial instruments. The Materials are not directed at or intended for use by any person resident or located in any jurisdiction where (1) the distribution of such information or functionality is contrary to the laws of such jurisdiction or (2) such distribution is prohibited without obtaining the necessary licenses and such authorizations have not been obtained. The SICAV's Sub-Funds mentioned in the Materials ("Sub-Funds") may not be eligible for sale or available to residents of certain countries or to certain categories of investors.

Prospective investors should review the Prospectus and the Key Investor Information Documents ("KIIDs") of the SICAV carefully and in their entirety, and consult with their legal, tax and financial advisors in relation to (i) the legal and regulatory requirements within their own countries for the subscribing, purchasing, holding, converting, redeeming or disposing of the SICAV's Shares (the "Shares"); (ii) any foreign exchange restrictions to which they are subject in their own countries in relation to the subscribing, purchasing, holding, converting, redeeming or disposing of Shares; (iii) the legal, tax, financial or other consequences of subscribing for, purchasing, holding, converting, redeeming or disposing of Shares; and (iv) any other consequences of such activities.

Past performance is not a reliable guide to future performance. The value of investments and any income from them is not guaranteed and may fall or rise and the investor may not get back the original investment. Exchange rate movement could increase or decrease the value of underlying investments/ holdings. The Sub-Fund may be invested in securities denominated in a number of different currencies other than the Reference Currency. As a result, changes in the value of the Reference Currency compared to other currencies will affect the value, in the Reference Currency, of any securities denominated in another currency. While it is the intention of the Sub-Fund to achieve its investment objective, there can be no assurance that it will.

Index returns are for illustrative purposes only, do not represent actual fund performance and do not reflect any management fees, transaction costs or expenses. Indexes are unmanaged and one cannot invest directly in an index.

The value of the Sub-Fund can change from day to day because the value of the securities in which it invests can be affected by changes in interest rates, the general financial market and economic conditions or individual company news. As a result, at the time of redemption, Sub-Fund Shares may be worth more or less than the original purchase price. There can be a number of risk factors that impact the value of an investment in a Sub-Fund. Investors should refer to the section called "Risk Factors" in the Prospectus before investing.

None of the Shares of the Sub-Funds has been or will be registered for sale or distribution in Canada or in the United States.

Copies of the Articles of Incorporation of the SICAV, the current Prospectus, the KIIDs and the latest financial reports may be obtained free of charge during normal office hours at the registered office of the SICAV in Luxembourg: 14, Porte de France, L- 4360 Esch-sur-Alzette, Grand Duchy of Luxembourg, or at rbcgam.lu. The Prospectus is available in the English and French languages. The KIIDs are available in the local language(s) of the jurisdictions in which the Sub-Fund(s) are registered.

The Materials are provided on an "as is, where is" basis and the SICAV, RBC Global Asset Management Inc. and its affiliates and subsidiaries ("RBC Companies") do not make any express or implied warranties, representations, or endorsements with respect to the Materials, including without limitation, warranties as to merchantability, operation, non-infringement, usefulness, completeness, accuracy, currency, reliability, correctness and fitness for a particular purpose. All opinions and estimates contained in the Materials constitute our judgment as of the indicated date of the information and are subject to change without notice. Interest rates and market conditions are subject to change.

None of the RBC Companies are responsible, and will not be liable to you or anyone else, for any damages whatsoever and howsoever caused (including direct, indirect, incidental, special, consequential, exemplary or punitive damages) arising out of or in connection with the Materials or any action or decision made by you in reliance on the Materials, or any errors in or omissions or any unauthorized use or reproduction of the Materials, even if an RBC Company has been advised of the possibility of these damages.

The full list of sources of data is available upon request. Please go to www.rbcgam.lu for contact information.

®/TM Trademark(s) of Royal Bank of Canada. Used under licence.

© RBC Global Asset Management Inc. 2020.