

October 2023 (C USD)

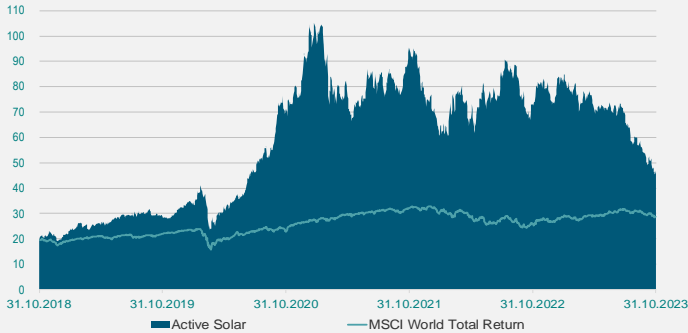
## Active Solar

### Long-only fund in the global solar sector

The fund is invested into listed stocks of companies mainly active in the solar photovoltaic industry. The objective of the fund is to offer investors the best exposure to this sector.

*This document is a marketing material. Investors should read the PRIIPS KID and prospectus prior to investing.*

#### Performance over 5 years



Source: Active Niche Funds

#### Top 10

|                                     |       |
|-------------------------------------|-------|
| JinkoSolar Holding Co - ADR         | 8.55% |
| First Solar Inc                     | 8.20% |
| SMA Solar Technology AG             | 7.31% |
| Array Technologies Inc              | 7.01% |
| Sunrun Inc                          | 6.60% |
| Solaria Energia y Medio Ambiente SA | 4.86% |
| Encavis AG                          | 4.75% |
| Daqo New Energy Co - ADR            | 4.50% |
| Nextracker Inc                      | 4.36% |
| Canadian Solar Inc                  | 4.33% |

#### Performance history

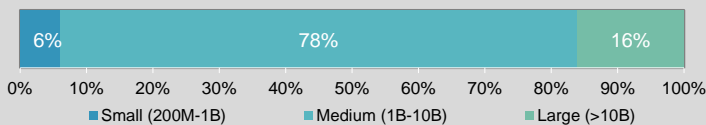
| Year                    | Jan    | Fev   | Mar    | Apr    | May   | Jun    | Jul    | Aug    | Sep    | Oct    | Nov   | Dec    | Year  |
|-------------------------|--------|-------|--------|--------|-------|--------|--------|--------|--------|--------|-------|--------|-------|
| 2023                    | 13.0%  | -6.5% | 0.2%   | -6.8%  | -3.4% | 3.0%   | -3.7%  | -14.3% | -9.6%  | -13.8% |       |        | -37%  |
| 2022                    | -14.7% | 11.4% | 6.4%   | -12.3% | 12.2% | 0.0%   | 14.0%  | -0.3%  | -12.5% | -2.4%  | 12.7% | -10.3% | -2%   |
| 2021                    | 6.0%   | -9.0% | -9.5%  | -4.4%  | -3.8% | 15.8%  | -4.0%  | 4.6%   | -7.5%  | 20.8%  | -9.8% | -11.9% | -17%  |
| 2020                    | 2.5%   | 9.6%  | -26.5% | 20.6%  | 8.4%  | 10.1%  | 20.1%  | 20.6%  | 14.4%  | 9.9%   | 13.6% | 14.8%  | +183% |
| 2019                    | 23.0%  | 8.5%  | -8.7%  | 6.7%   | 4.8%  | 8.2%   | 2.1%   | 3.6%   | -3.8%  | -3.4%  | 2.5%  | 11.1%  | +65%  |
| 2018                    | 3.1%   | -2.2% | 1.2%   | 2.7%   | 0.8%  | -16.1% | 2.1%   | -2.3%  | -7.8%  | -11.7% | 14.7% | -11.9% | -27%  |
| 2017                    | 2.5%   | 7.0%  | -4.4%  | 0.4%   | 3.1%  | 5.6%   | 10.3%  | 0.4%   | 2.3%   | 10.4%  | 1.2%  | 3.9%   | +51%  |
| 2016                    | -18.9% | -4.3% | 0.7%   | 0.7%   | -5.5% | -6.0%  | -1.1%  | -4.8%  | -4.0%  | -2.9%  | -9.9% | 3.8%   | -43%  |
| 2015                    | -6.3%  | 14.5% | 5.3%   | 5.3%   | -3.3% | -7.1%  | -12.2% | -18.3% | -2.5%  | 13.7%  | -5.5% | 15.1%  | -8%   |
| 15.09.2008 - 31.12.2014 |        |       |        |        |       |        |        |        |        |        |       |        | -66%  |

Source: Active Niche Funds

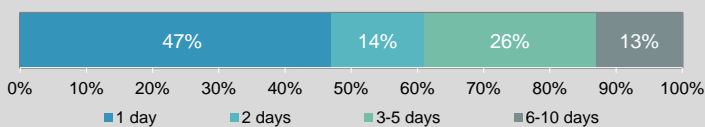
|  |             |
|--|-------------|
| NAV C USD                                      | 46.76       |
| Assets under management (MUSD)                 | 175         |
| Total monthly inflows / outflows (MUSD)        | +3.6 / -4.6 |
| Total inflows / outflows over 12 months (MUSD) | +111 / -80  |
| Number of holdings                             | 23          |

|                     |                                    |
|---------------------|------------------------------------|
| Fund manager        | Active Niche Funds SA, Switzerland |
| Custodian           | UBS Europe SE, Luxembourg Branch   |
| SFDR classification | Article 9 EU 2019/208              |
| PRIIPS KID          | Category 6                         |
| Liquidity           | Daily, cut-off 4 PM                |

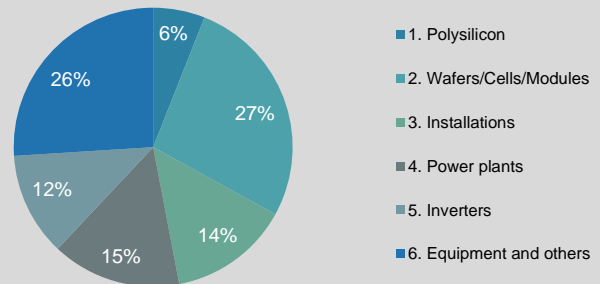
#### Market capitalisations of the companies



#### Liquidity of the stocks with max 20% of volume



#### Split across the photovoltaic value chain



#### Luxembourg Selection Fund - Active Solar

|                                       |  |                               |                                    |
|---------------------------------------|--|-------------------------------|------------------------------------|
| ISIN / valor nr C USD                 | LU0377291322 / 4404698                                     | Management fees C USD         | 1.5% p.a.                          |
| Share class I USD, min. USD 2 million | LU2247605152 / 57696094                                    | Management fees I USD         | 0.9% p.a.                          |
| Legal structure                       | Luxembourg SICAV, UCITS                                    | Performance fees              | 15% over MSCI World Total Return   |
| Management company                    | UBS Third Party Management Company SA                      | Subscription / Redemption fee | 0%                                 |
| Administrative agent                  | Northern Trust Global Services SE, Lux.                    | Ongoing Charges               | 2.1%                               |
| Prospectus and legal information      | www.fundinfo.com   | Auditor                       | PricewaterhouseCoopers, Luxembourg |
| Registration countries                | AT, BE, CH, DE, DK, ES, FI, FR, GB, IS, IT, LI, LU, NO, SE |                               |                                    |

October 2023 (C USD)

## Active Solar

### Long-only fund in the global solar sector

The fund is invested into listed stocks of companies mainly active in the solar photovoltaic industry. The objective of the fund is to offer investors the best exposure to this sector.

#### Sustainability

Active Solar is classified as article 9 fund under SFDR with an environmental objective.

The subfund's EU taxonomy objective is "climate change mitigation".

Article 9 SFDR: Products that have sustainable investments as an objective and follow good governance practices.

For more information on our ESG Investment Policy and SFDR disclosures: [www.activenf.ch](http://www.activenf.ch)

#### Important Information

Issued by Active Niche Funds S.A. (ANF), Avenue de Rumine 7, 1005 Lausanne, Switzerland. ANF is authorised and regulated by the FINMA.

This document is a marketing material. Any reference to specific securities, sectors or markets within this document does not constitute investment advice or a recommendation or an offer to buy or sell any security or fund, and is not intended to substitute the offering documents or prospectus of the Fund. This material may not be distributed, published or reproduced in whole or in part. ANF may terminate marketing at any time.

All financial investments involve an element of risk. Therefore, the value of your investment will vary and your initial investment amount cannot be guaranteed. The indicated performance data does not take account of the commissions and costs incurred on the issue and redemption of units. Past performance is not an indication or guarantee for future performances.

Investors should understand all characteristics of the Fund's objective before investing and should refer to the prospectus for the funds full list of risks and to the KID PRIIPS document for further cost information.

The Prospectus, the most recent financial reports and the Key Information Documents, which are available in registered jurisdictions in their respective local language can be found at [www.fundinfo.com](http://www.fundinfo.com) on the relevant product pages.

Active Solar Fund is domiciled in Luxembourg. Carnegie Fund Services S.A., 11, rue du Général-Dufour, CH-1204 Geneva, Switzerland, phone: +41 22 705 11 78, [www.carnegie-fund-services.ch](http://www.carnegie-fund-services.ch), is the Swiss Representative of the Fund where legal documents are also available. The Swiss Paying Agent of the Fund is Banque Cantonale de Genève, 17, quai de l'île, CH-1204 Geneva, Switzerland. Current share prices are available on [www.swissfunddata.ch](http://www.swissfunddata.ch). For information on investor rights and how to raise complaints please go to [www.activenf.ch/investor-rights](http://www.activenf.ch/investor-rights).