

# FUND FACTSHEET

## EDENTREE GREEN FUTURE FUND

### SHARE CLASS B

July 2023



#### Fund Manager

<b>Manager Name:</b>	Charlie Thomas
<b>Start Date:</b>	24/01/2022
<b>Manager Name:</b>	Thomas Fitzgerald
<b>Start Date:</b>	24/01/2022

#### Price Information

<b>Single price:</b>	102.80p (as at 31/07/2023)
<b>Currency:</b>	GBP
<b>Pricing:</b>	Daily
<b>Historic Yield*:</b>	0.76%

#### Fund Facts

<b>Fund Size:</b>	£28.83m
<b>IA Sector:</b>	IA Global
<b>Index**:</b>	FTSE World TR
<b>Asset Class:</b>	Equity
<b>Fund Launch Date:</b>	24/01/2022
<b>Share Class Inception Date:</b>	24/01/2022
<b>Domicile:</b>	United Kingdom
<b>ISA:</b>	Eligible
<b>Number of Holdings:</b>	49
<b>SFDR Classification:</b>	Article 9

#### Identifiers

<b>SEDOL:</b>	BP5FBP6
<b>ISIN:</b>	GB00BP5FBP60

#### Dividends

<b>Ex-Dividend Date:</b>	01/01, 01/07
<b>Dividend Pay Date:</b>	28/02, 31/08

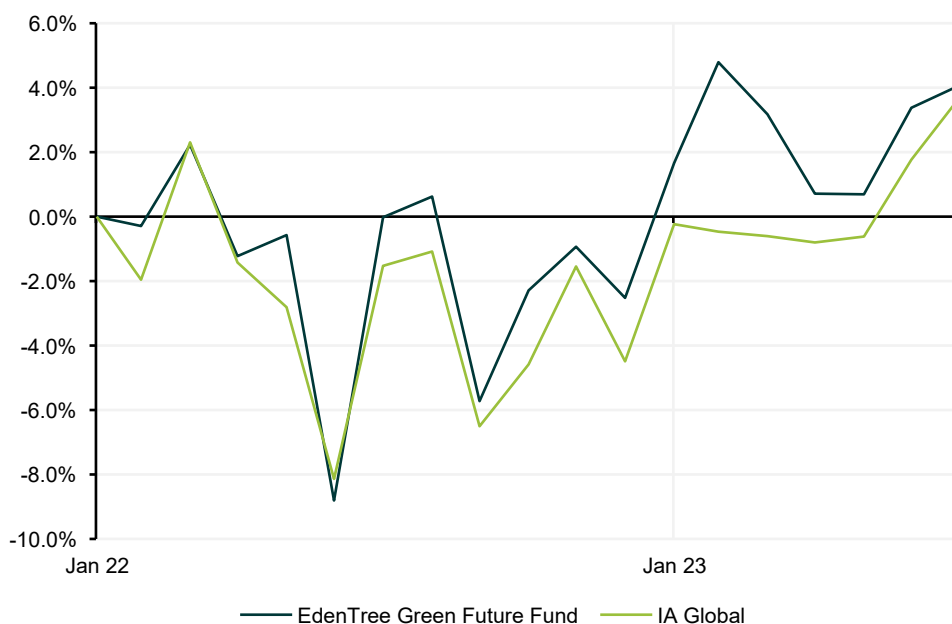
#### Charges

<b>AMC:</b>	0.75%
<b>Ongoing Charge:</b>	0.85%
<b>Initial Charge:</b>	0.00%

#### Investment Objective

To provide long term capital growth over 5 years or more with an income by investing globally in companies which, at the core of their business, provide sustainable solutions to some of the world's environmental challenges.

#### Cumulative Performance (as at 31/07/2023)



#### Cumulative Performance (as at 31/07/2023)

	1m	3m	6m	1y
Fund	0.68%	3.35%	2.38%	4.11%
IA Sector	1.93%	4.57%	3.97%	5.34%

Fund and Sector performance reported in GBP base currency, calculated on a net total return NAV to NAV basis with income reinvested into the Fund. Share class performance inception date: 24/01/2022

Source: © 2023 Morningstar. All Rights Reserved. The information, data, analyses and opinions ("Information") contained herein: (1) include the proprietary information of Morningstar and its content providers; (2) may not be copied or redistributed except as specifically authorised; (3) do not constitute investment advice; (4) are provided solely for informational purposes; (5) are not warranted to be complete, accurate or timely; and (6) may be drawn from data published on various dates. Morningstar is not responsible for any trading decisions, damages or other losses related to the Information or its use.

**Top Holdings**

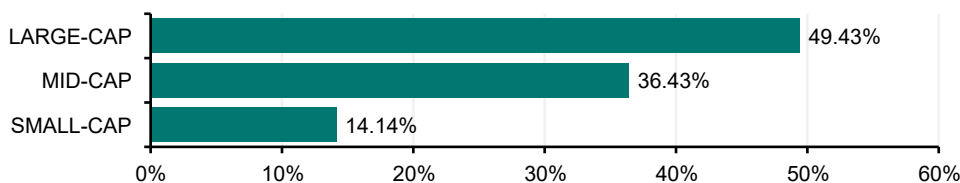
Name	
CLEAN HARBORS	3.29%
BRAMBLES LTD	3.19%
STANTEC INC	3.02%
SCHNEIDER ELECTR	2.92%
VEOLIA ENVIRONNE	2.69%
MSA SAFETY INC	2.67%
ANSYS INC	2.47%
APPLIED MATERIAL	2.46%
PRYSMIAN SPA	2.45%
REGAL REXNORD CO	2.43%

**Contact Information**

EdenTree Investment Management  
Sunderland, SR43 4AU

Financial Advisers | 0800 032 1893  
Wealth & Discretionary | 0800 011 3821  
Private individuals | 0800 358 3010  
Charities | 0800 032 3778  
Institutional | 0800 011 3390  
www.edentreeim.com

**Capitalisation of Equity Assets**



**Sector Breakdown**

Industrials	47.88%
Utilities	16.43%
Technology	14.37%
Financials	4.39%
Real Estate	3.30%
Consumer Disc.	2.89%
Basic Materials	1.51%
Energy	1.48%
Cash	7.75%



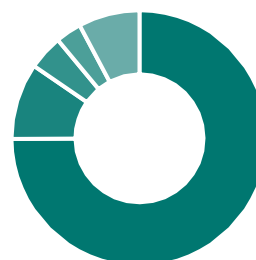
**Region Breakdown**

United States	49.92%
United Kingdom	12.06%
France	5.61%
Italy	4.73%
Australia	3.19%
Japan	3.04%
Canada	3.02%
Germany	2.48%
Other	8.19%
Cash	7.75%



**Asset Breakdown**

Overseas Equities	74.94%
UK Equities	9.65%
UK Infrastructure	4.39%
Overseas Infrastructure	3.28%
Cash	7.75%



Past performance should not be seen as a guide to future performance. The value of an investment and the income from it can fall as well as rise as a result of market and currency fluctuations, you may not get back the amount originally invested. This factsheet should not be interpreted as financial advice. If you are unsure which investment is most suited for you, the advice of a qualified financial adviser should be sought.

EdenTree Investment Management Limited (EdenTree) Reg. No. 2519319. Registered in England at Benefact House, 2000, Pioneer Avenue, Gloucester Business Park, Brockworth, Gloucester, GL3 4AW, United Kingdom. EdenTree is authorised and regulated by the Financial Conduct Authority and is a member of the Investment Association. Firm Reference Number 527473.

Yield figures are as at 31/07/2023. Rounding may cause small differences in percentages included in this document.

\*Past 12 months' distributions as a % of midshare price, excluding preliminary charge.

\*\*We compare the fund's performance to the FTSE World TR Index, however the portfolio manager is not bound or influenced by the index when making investment decisions.